

# SC Annual School Report Card Summary

**AYNOR ELEMENTARY**

**Horry**

**Grades: PK-5**

**Enrollment: 698**

**Principal: Wallace Gasque**

**Superintendent: Dr. Cynthia Elsberry**

**Board Chair: Will Garland**

## PERFORMANCE

Comprehensive detail, including definitions of ratings, performance criteria, and explanations of status, is available on [www.ed.sc.gov](http://www.ed.sc.gov) and [www.eoc.sc.gov](http://www.eoc.sc.gov) as well as school and school district websites. Printed versions are available from school districts upon request.

YEAR	ABSOLUTE RATING	GROWTH RATING	PALMETTO GOLD AND SILVER AWARD		AYP STATUS	NCLB IMPROVEMENT STATUS
			General Performance	Closing the Gap		
2010	Good	Good	TBD	TBD	Met	N/A
2009	Good	Good	Silver	Silver	Met	N/A
2008	Good	At-Risk	N/A	Silver	Not Met	N/A

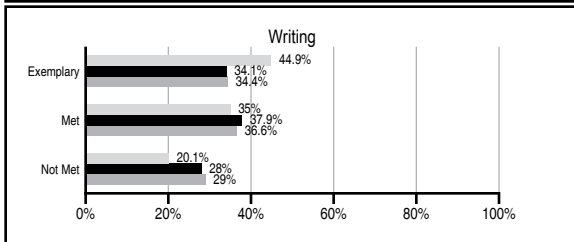
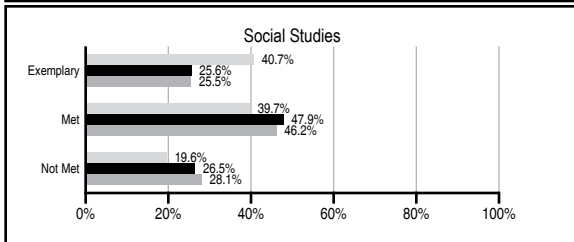
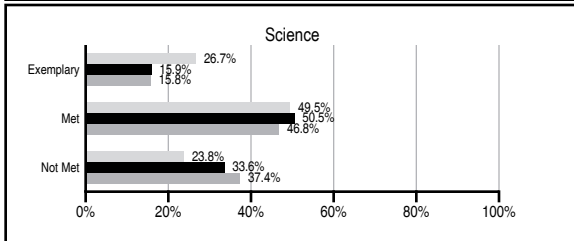
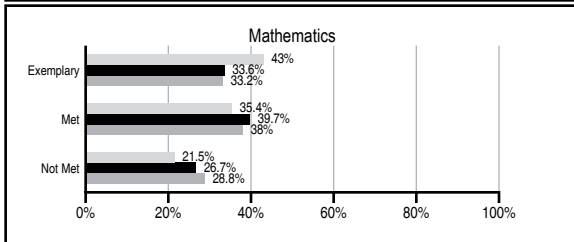
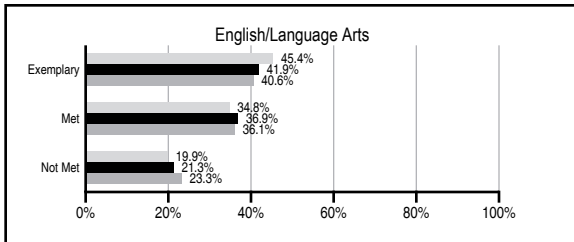
## ABSOLUTE RATINGS OF ELEMENTARY SCHOOLS WITH STUDENTS LIKE OURS\*

EXCELLENT	GOOD	AVERAGE	BELOW AVERAGE	AT-RISK
10	29	73	1	0

\* Ratings are calculated with data available by 11/10/2010. Schools with Students Like Ours are Elementary Schools with Poverty Indices of no more than 5% above or below the index for this school.

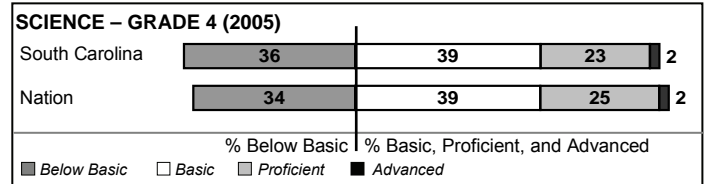

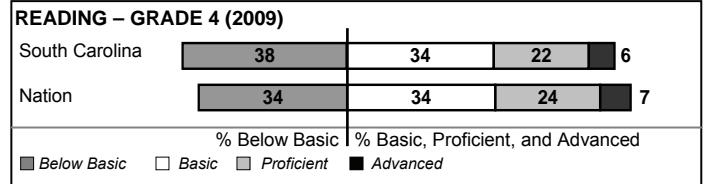
## PASS PERFORMANCE

Our School
  Elementary Schools with Students Like Ours
  Elementary schools statewide



## NAEP PERFORMANCE\*

\* Performance reported for SC and nation, data not available at school level. Percentages at NAEP Achievement Levels.



## SC PERFORMANCE GOAL

**2010 Goal:**

*By 2010, SC's student achievement will be ranked in the top half of the states nationally. To achieve this goal, we must become one of the fastest improving systems in the country.*

**2020 Vision:**

*By 2020 all students will graduate with the knowledge and skills necessary to compete successfully in the global economy, participate in a democratic society and contribute positively as members of families and communities.*

### Abbreviations Key

N/A Not Applicable N/AV Not Available N/C Not Collected N/R Not Reported I/S Insufficient Sample TBD To be determined

NI Newly Identified CSI Continuing School Improvement CA Corrective Action RP Plan to Restructure R Restructure DELAY School Improvement Status HOLD School Improvement Status

# AYNOR ELEMENTARY [Horry]

## SCHOOL PROFILE

	Our School	Change from Last Year	Elementary Schools with Students Like Ours	Median Elementary School
<b>Students (n=698)</b>				
Retention rate	1.1%	Down from 3.1%	1.1%	1.2%
Attendance rate	95.1%	Down from 96.0%	96.0%	96.1%
Eligible for gifted and talented	14.9%	Up from 11.1%	12.2%	11.7%
With disabilities other than speech	10.3%	Up from 9.7%	8.5%	8.0%
Older than usual for grade	0.4%	Up from 0.2%	0.4%	0.4%
Out-of-school suspensions or expulsions for violent and/or criminal offenses	0.0%	No Change	0.0%	0.0%
<b>Teachers (n=42)</b>				
Teachers with advanced degrees	54.8%	Up from 51.1%	59.3%	60.5%
Continuing contract teachers	90.5%	Up from 86.7%	84.8%	84.6%
Teachers with emergency or provisional certificates	0.0%	No Change	0.0%	0.0%
Teachers returning from previous year	95.1%	Up from 94.2%	88.5%	87.0%
Teacher attendance rate	92.1%	Down from 94.9%	95.4%	95.4%
Average teacher salary*	\$52,550	Up 0.8%	\$47,128	\$47,288
Classes not taught by highly qualified teachers	N/AV	N/A	N/AV	N/AV
Professional development days/teacher	15.4 days	Up from 12.0 days	10.1 days	10.5 days
<b>School</b>				
Principal's years at school	4.0	Up from 3.0	4.0	4.0
Student-teacher ratio in core subjects	18.5 to 1	Down from 23.2 to 1	19.5 to 1	19.2 to 1
Prime instructional time	84.3%	Down from 89.1%	90.6%	90.8%
Opportunities in the arts	Good	No Change	Good	Good
SACS accreditation	Yes	No Change	Yes	Yes
Parents attending conferences	100.0%	No Change	100.0%	100.0%
Character development program	Average	No Change	Excellent	Excellent
Dollars spent per pupil**	\$8,362	Down 2.3%	\$7,274	\$7,548
Percent of expenditures for instruction**	69.6%	Up from 67.4%	67.4%	68.7%
Percent of expenditures for teacher salaries**	65.2%	Up from 48.0%	64.4%	65.1%
% of AYP objectives met	100.0%	No Change	100.0%	100.0%

\* Length of contract = 185+ days.

\*\* Prior year audited financial data available.

## EVALUATION RESULTS

	Teachers	Students*	Parents*
Number of surveys returned	22	90	66
Percent satisfied with learning environment	100.0%	95.5%	98.5%
Percent satisfied with social and physical environment	100.0%	92.2%	92.4%
Percent satisfied with school-home relations	100.0%	96.7%	86.2%

\*Only students at the highest elementary school grade level at this school and their parents were included.

## REPORT OF PRINCIPAL AND SCHOOL IMPROVEMENT COUNCIL

During the 2009-10 school year, the Aynor Elementary School students and staff delivered an outstanding performance, earning a State Palmetto Silver Award. Aynor Elementary School also earned Palmetto Silver for Closing the Achievement Gap based on our students' PASS scores. In order to continue this progress and raise our improvement rating, we utilized MAP testing and DesCarte. During the English/Language Arts block, students were grouped by achievement according to the results of the MAP assessment.

In order to accommodate our continued needs in the area of English/Language arts and mathematics, we provided staff development in reading comprehension, differentiated instruction, Imagine It!, Literacy Workstations, BURST, Voyager Passport, and Everyday Mathematics. We hired a certified teacher to provide interventions to small groups of students in ELA. A reading specialist was employed to provide intensive one-on-one tutoring for identified students in first and second grade.

Our music and drama program continued to expand, offering students steel drums, African drums, recorder, chorus, and regular music education. Our students performed at many different events throughout the school year. We are very proud of the wonderful opportunities offered to our community through our music program.

One full-time curriculum specialist was available to work with teachers on designing standards-based curriculum and assessments that would raise the level of instruction for all students. During-the-Day intervention sessions were offered to students in grades 1-5 who qualified. Select students in 5th grade scoring in the higher categories participated in an online algebra course.

Our school theme, Working Together for Kids, exemplifies the positive attitude and spirit of the Aynor community and our commitment to providing a quality education for all students.

W. Reggie Gasque, Principal  
Tony Godsey, School Improvement Council Chair 2009-2010

Comprehensive detail, including definitions of ratings, performance criteria, and explanations of status, is available on [www.ed.sc.gov](http://www.ed.sc.gov) and [www.eoc.sc.gov](http://www.eoc.sc.gov) as well as school and school district websites.

Printed versions are available from school districts upon request.

### Abbreviations Key

N/A Not Applicable N/AV Not Available N/C Not Collected N/R Not Reported I/S Insufficient Sample TBD To be determined

NI Newly Identified CSI Continuing School Improvement CA Corrective Action RP Plan to Restructure R Restructure DELAY School Improvement Status HOLD School Improvement Status