

SC Annual School Report Card Summary

CAROLINA FOREST ELEMENTARY
Horry
Grades: PK-5 **Enrollment: 961**
Principal: Melissa Spearman
Superintendent: Dr. Cynthia Elsberry
Board Chair: Will Garland

PERFORMANCE

Comprehensive detail, including definitions of ratings, performance criteria, and explanations of status, is available on www.ed.sc.gov and www.eoc.sc.gov as well as school and school district websites. Printed versions are available from school districts upon request.

YEAR	ABSOLUTE RATING	GROWTH RATING	PALMETTO GOLD AND SILVER AWARD		AYP STATUS	NCLB IMPROVEMENT STATUS
			General Performance	Closing the Gap		
2010	Excellent	Excellent	TBD	TBD	Met	N/A
2009	Excellent	Good	Gold	Gold	Met	N/A
2008	Good	Below Average	N/A	Silver	Not Met	N/A

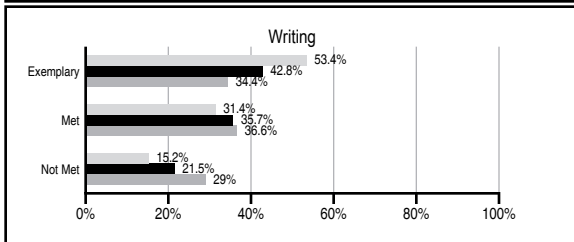
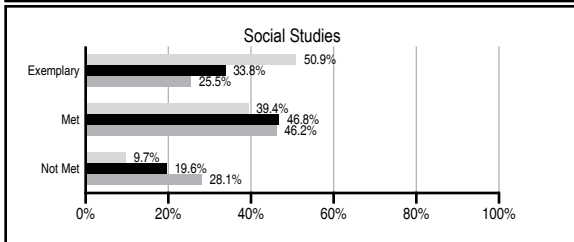
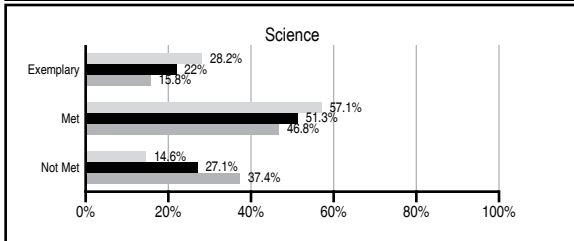
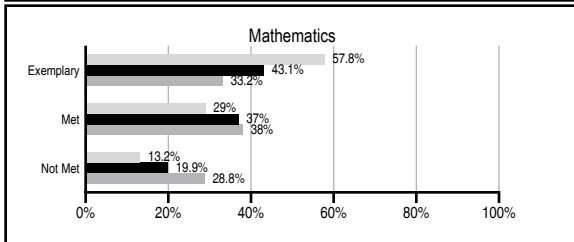
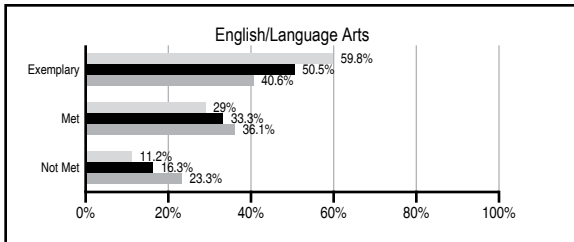
ABSOLUTE RATINGS OF ELEMENTARY SCHOOLS WITH STUDENTS LIKE OURS*

EXCELLENT	GOOD	AVERAGE	BELOW AVERAGE	AT-RISK
29	29	16	0	0

* Ratings are calculated with data available by 11/10/2010. Schools with Students Like Ours are Elementary Schools with Poverty Indices of no more than 5% above or below the index for this school.



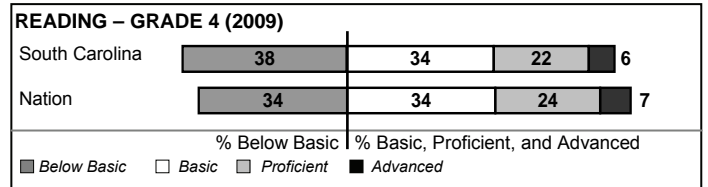
PASS PERFORMANCE

Our School
 Elementary Schools with Students Like Ours
 Elementary schools statewide



NAEP PERFORMANCE*

* Performance reported for SC and nation, data not available at school level. Percentages at NAEP Achievement Levels.



SC PERFORMANCE GOAL

2010 Goal:
 By 2010, SC's student achievement will be ranked in the top half of the states nationally. To achieve this goal, we must become one of the fastest improving systems in the country.

2020 Vision:
 By 2020 all students will graduate with the knowledge and skills necessary to compete successfully in the global economy, participate in a democratic society and contribute positively as members of families and communities.

Abbreviations Key

N/A Not Applicable N/AV Not Available N/C Not Collected N/R Not Reported I/S Insufficient Sample TBD To be determined

NI Newly Identified CSI Continuing School Improvement CA Corrective Action RP Plan to Restructure R Restructure DELAY School Improvement Status HOLD School Improvement Status

CAROLINA FOREST ELEMENTARY [Horry]

SCHOOL PROFILE

	Our School	Change from Last Year	Elementary Schools with Students Like Ours	Median Elementary School
Students (n=961)				
Retention rate	1.5%	Up from 1.4%	0.8%	1.2%
Attendance rate	96.1%	No Change	96.6%	96.1%
Eligible for gifted and talented	21.3%	Down from 23.6%	17.0%	11.7%
With disabilities other than speech	5.8%	Up from 5.2%	6.8%	8.0%
Older than usual for grade	0.1%	Down from 0.3%	0.2%	0.4%
Out-of-school suspensions or expulsions for violent and/or criminal offenses	0.0%	Down from 0.2%	0.0%	0.0%
Teachers (n=57)				
Teachers with advanced degrees	57.9%	Down from 60.7%	62.4%	60.5%
Continuing contract teachers	78.9%	Up from 72.1%	86.2%	84.6%
Teachers with emergency or provisional certificates	0.0%	No Change	0.0%	0.0%
Teachers returning from previous year	91.8%	Up from 79.7%	89.4%	87.0%
Teacher attendance rate	92.5%	Down from 95.1%	95.8%	95.4%
Average teacher salary*	\$49,152	Down 0.9%	\$48,360	\$47,288
Classes not taught by highly qualified teachers	N/AV	N/A	N/AV	N/AV
Professional development days/teacher	19.4 days	Down from 19.9 days	11.4 days	10.5 days
School				
Principal's years at school	6.0	Up from 5.0	4.0	4.0
Student-teacher ratio in core subjects	18.8 to 1	Down from 19.7 to 1	19.9 to 1	19.2 to 1
Prime instructional time	85.0%	Down from 89.1%	91.8%	90.8%
Opportunities in the arts	Good	No Change	Good	Good
SACS accreditation	Yes	No Change	Yes	Yes
Parents attending conferences	90.8%	Down from 99.6%	100.0%	100.0%
Character development program	Excellent	No Change	Excellent	Excellent
Dollars spent per pupil**	\$8,076	Up 4.3%	\$7,214	\$7,548
Percent of expenditures for instruction**	68.7%	Up from 67.6%	69.4%	68.7%
Percent of expenditures for teacher salaries**	64.5%	Up from 47.9%	66.3%	65.1%
% of AYP objectives met	100.0%	No Change	100.0%	100.0%

* Length of contract = 185+ days.

** Prior year audited financial data available.

REPORT OF PRINCIPAL AND SCHOOL IMPROVEMENT COUNCIL

The 2009-2010 school year was another successful year at Carolina Forest Elementary School. Our school was awarded a Gold award from the South Carolina Department of Education for our overall school performance on PASS. We were also given the Gold award for closing the achievement gaps for our subgroup students. Many of our students exceeded the performance goals set forth by Horry County Schools. Celebrations were held to recognize the students' achievements in academics, attendance, and character development.

Our teachers and support staff were also successful. We continued to make progress towards our performance goals included in our strategic plan. Our staff participated in professional development focusing on instructional strategies to improve student achievement in reading and mathematics. A computer assessment program was again utilized to help improve instruction and measure student progress. Teachers collaborated as grade levels and across grade levels to plan standards-based instruction. Many teachers participated in graduate coursework to advance their degrees. Kimberly Means-Nesmith was selected as Teacher of the Year for our school. Mrs. Nesmith was named a Top Five Finalist and represented our school well.

The hard work and dedication of our parents and volunteers, as well as our outstanding community support, enhanced the mission of the school. Proceeds from our annual Founder's Day celebration were used to purchase technology resources and literacy materials. A record number of volunteers worked to support our instructional programs.

During the 2010-2011 school year, we will work with our parents, community members, and the School Improvement Council to provide opportunities for our students to excel academically and participate in extracurricular activities. We look forward to another great year as we continue to meet the needs of all children.

Melissa Spearman, Principal
Jennifer Schiebel, School Improvement Council

EVALUATION RESULTS

	Teachers	Students*	Parents*
Number of surveys returned	54	135	97
Percent satisfied with learning environment	92.6%	85.9%	93.8%
Percent satisfied with social and physical environment	92.6%	80.7%	87.4%
Percent satisfied with school-home relations	96.3%	90.2%	86.2%

*Only students at the highest elementary school grade level at this school and their parents were included.

Comprehensive detail, including definitions of ratings, performance criteria, and explanations of status, is available on www.ed.sc.gov and www.eoc.sc.gov as well as school and school district websites.

Printed versions are available from school districts upon request.

Abbreviations Key

N/A Not Applicable N/AV Not Available N/C Not Collected N/R Not Reported I/S Insufficient Sample TBD To be determined
NI Newly Identified CSI Continuing School Improvement CA Corrective Action RP Plan to Restructure R Restructure DELAY School Improvement Status HOLD School Improvement Status