

SC Annual School Report Card Summary

NORTH MYRTLE BEACH ELEMENTARY
Horry
Grades: 2-3 Enrollment: 700
Principal: Vicki C. Underwood
Superintendent: Dr. Cynthia Elsberry
Board Chair: Will Garland

PERFORMANCE

Comprehensive detail, including definitions of ratings, performance criteria, and explanations of status, is available on www.ed.sc.gov and www.eoc.sc.gov as well as school and school district websites. Printed versions are available from school districts upon request.

YEAR	ABSOLUTE RATING	GROWTH RATING	PALMETTO GOLD AND SILVER AWARD		AYP STATUS	NCLB IMPROVEMENT STATUS
			General Performance	Closing the Gap		
2010	Excellent	Excellent	TBD	TBD	Met	N/A
2009	Good	At-Risk	N/A	N/A	Met	N/A
2008	Good	Below Average	N/A	Silver	Not Met	N/A

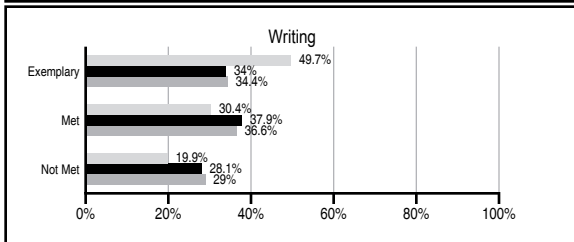
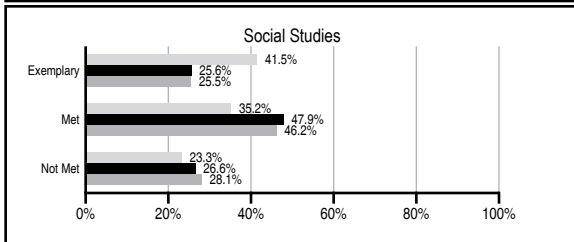
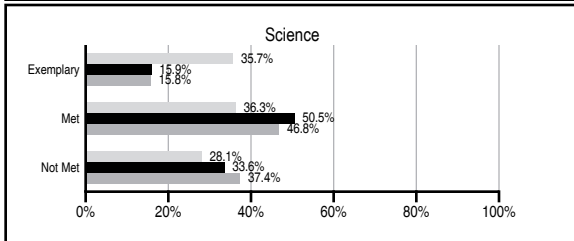
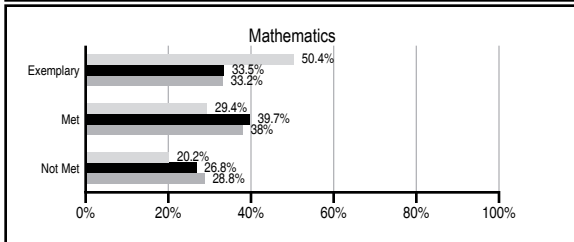
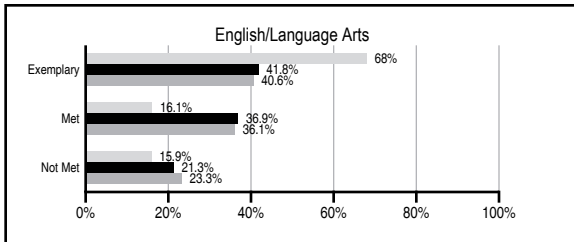
ABSOLUTE RATINGS OF ELEMENTARY SCHOOLS WITH STUDENTS LIKE OURS*

EXCELLENT	GOOD	AVERAGE	BELOW AVERAGE	AT-RISK
10	28	73	1	0

* Ratings are calculated with data available by 11/10/2010. Schools with Students Like Ours are Elementary Schools with Poverty Indices of no more than 5% above or below the index for this school.

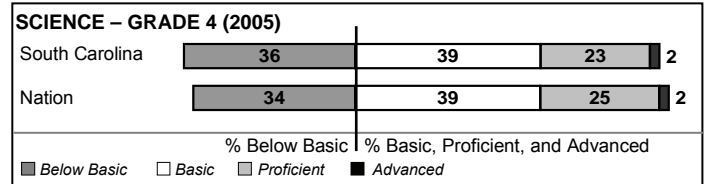

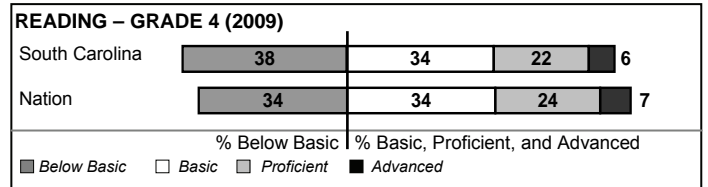
PASS PERFORMANCE

Our School
 Elementary Schools with Students Like Ours
 Elementary schools statewide



NAEP PERFORMANCE*

* Performance reported for SC and nation, data not available at school level. Percentages at NAEP Achievement Levels.



SC PERFORMANCE GOAL

2010 Goal:
 By 2010, SC's student achievement will be ranked in the top half of the states nationally. To achieve this goal, we must become one of the fastest improving systems in the country.

2020 Vision:
 By 2020 all students will graduate with the knowledge and skills necessary to compete successfully in the global economy, participate in a democratic society and contribute positively as members of families and communities.

Abbreviations Key

N/A Not Applicable N/AV Not Available N/C Not Collected N/R Not Reported I/S Insufficient Sample TBD To be determined

NI Newly Identified CSI Continuing School Improvement CA Corrective Action RP Plan to Restructure R Restructure DELAY School Improvement Status HOLD School Improvement Status

NORTH MYRTLE BEACH ELEMENTARY [Horry]

SCHOOL PROFILE

	Our School	Change from Last Year	Elementary Schools with Students Like Ours	Median Elementary School
Students (n=700)				
Retention rate	1.4%	Down from 1.5%	1.1%	1.2%
Attendance rate	95.0%	Down from 95.4%	96.0%	96.1%
Eligible for gifted and talented	11.5%	Up from 9.3%	12.2%	11.7%
With disabilities other than speech	9.6%	Down from 9.7%	8.5%	8.0%
Older than usual for grade	0.4%	Up from 0.1%	0.4%	0.4%
Out-of-school suspensions or expulsions for violent and/or criminal offenses	1.3%	Up from 0.3%	0.0%	0.0%
Teachers (n=45)				
Teachers with advanced degrees	55.6%	Up from 54.2%	59.3%	60.5%
Continuing contract teachers	95.6%	Up from 83.3%	84.8%	84.6%
Teachers with emergency or provisional certificates	0.0%	No Change	0.0%	0.0%
Teachers returning from previous year	89.8%	Up from 88.2%	88.6%	87.0%
Teacher attendance rate	95.0%	Down from 95.6%	95.4%	95.4%
Average teacher salary*	\$53,630	Down 0.4%	\$47,075	\$47,288
Classes not taught by highly qualified teachers	N/AV	N/A	N/AV	N/AV
Professional development days/teacher	14.7 days	Down from 20.7 days	10.0 days	10.5 days
School				
Principal's years at school	1.0	Down from 6.0	4.0	4.0
Student-teacher ratio in core subjects	20.4 to 1	Up from 20.0 to 1	19.5 to 1	19.2 to 1
Prime instructional time	88.1%	Up from 87.3%	90.6%	90.8%
Opportunities in the arts	Good	No Change	Good	Good
SACS accreditation	Yes	No Change	Yes	Yes
Parents attending conferences	100.0%	No Change	100.0%	100.0%
Character development program	Excellent	No Change	Excellent	Excellent
Dollars spent per pupil**	\$8,554	Down 1.1%	\$7,281	\$7,548
Percent of expenditures for instruction**	68.6%	Up from 68.5%	67.4%	68.7%
Percent of expenditures for teacher salaries**	63.6%	Up from 48.8%	64.4%	65.1%
% of AYP objectives met	100.0%	No Change	100.0%	100.0%

* Length of contract = 185+ days.

** Prior year audited financial data available.

EVALUATION RESULTS

	Teachers	Students*	Parents*
Number of surveys returned	38	324	171
Percent satisfied with learning environment	97.3%	86.2%	92.9%
Percent satisfied with social and physical environment	94.4%	84.5%	94.2%
Percent satisfied with school-home relations	91.9%	87.6%	91.1%

*Only students at the highest elementary school grade level at this school and their parents were included.

REPORT OF PRINCIPAL AND SCHOOL IMPROVEMENT COUNCIL

North Myrtle Beach Elementary is a wonderful community school with a rich heritage of parental involvement and community support. We believe that all students can learn if they are provided with caring, highly-qualified teachers and a safe, engaging learning environment.

School-wide instructional initiatives for the 2009-10 school year included: professional development for small group intensive reading intervention for strategic and intensive students, effective math instruction, continued implementation of literacy workstations, the Imagine It Phonics Program, note-booking in Science and Social Studies, Brain Boosters, a core Imagine It Reading Program was implemented for second grade, and the use of the MAP data and Oral Reading Fluency data was utilized to differentiate instruction for all students. MAP assessments are used to identify students' strengths and weaknesses in reading, language, and mathematics.

Civic, personal, and social responsibilities were taught through classroom guidance lessons: Lifeskill Leaders, and Say No to Bullying Programs. Our Kiwanis Kid's Club led our school in a can food drive in which we collected over 4200 cans of food for Helping Hand and ABC's Extreme Makeover. Our students participated in a "Change for Charities Campaign" to support the American Cancer Society and the March of Dimes. Students also collected soft drink tabs to support funding for the Ronald McDonald House. Our Eco- Kids planted flowers around the school. Our art department sponsored "Hands for Haiti" in which third grade students painted murals which incorporated the third grade art standards. These murals were then auctioned to raise money for the Eden Garden Orphanage in Haiti.

The success of any school requires the support of an active PTO, faithful volunteers, generous business partners, and involved parents. The PTO sponsored many programs including a Holiday Bazaar, catalog and cookie dough fund raisers, a Sun Fun Spring Fling and a faculty basketball game. The PTO raised more than \$18,000. PTO collections were used to purchase school yearbooks, incentives for positive behavior, an academic planner for every student, a laminator, a DVD burner, 24 new Ellison Die cutters, playground equipment for all classes, and picnic tables. PTO also provided funds for special area teachers to purchase materials to support Physical Education and the fine arts curricula. We were fortunate to have over 35 local business partners who provided incentives for students and staff members. Over 258 faithful volunteers devoted time in our school. These individuals served as mentors and tutors, read with students, worked in the school office and media center, chaperoned study trips, assisted teachers, and worked during field day events and other school-wide activities.

We look forward to an exciting and successful 2010-2011 school year. Our major emphasis will include a focus on balanced literacy, school safety, mathematics, differentiated instruction for all students, and technology integration.

Vicki Underwood, Principal
Margaret Owens, School Improvement Council Chair

Comprehensive detail, including definitions of ratings, performance criteria, and explanations of status, is available on www.ed.sc.gov and www.eoc.sc.gov as well as school and school district websites.

Printed versions are available from school districts upon request.

Abbreviations Key

N/A Not Applicable N/AV Not Available N/C Not Collected N/R Not Reported I/S Insufficient Sample TBD To be determined
NI Newly Identified CSI Continuing School Improvement CA Corrective Action RP Plan to Restructure R Restructure DELAY School Improvement Status HOLD School Improvement Status