

# SC Annual School Report Card Summary

**NORTH MYRTLE BEACH INTERMEDIATE**  
**Horry**  
**Grades: 4-5** Enrollment: 689  
**Principal: Michelle Greene-Graham**  
**Superintendent: Dr. Cynthia Elsberry**  
**Board Chair: Will Garland**

## PERFORMANCE

Comprehensive detail, including definitions of ratings, performance criteria, and explanations of status, is available on [www.ed.sc.gov](http://www.ed.sc.gov) and [www.eoc.sc.gov](http://www.eoc.sc.gov) as well as school and school district websites. Printed versions are available from school districts upon request.

YEAR	ABSOLUTE RATING	GROWTH RATING	PALMETTO GOLD AND SILVER AWARD		AYP STATUS	NCLB IMPROVEMENT STATUS
			General Performance	Closing the Gap		
2010	Excellent	Excellent	TBD	TBD	Not Met	N/A
2009	Good	Average	N/A	N/A	Not Met	N/A
2008	Average	Below Average	N/A	N/A	Not Met	N/A

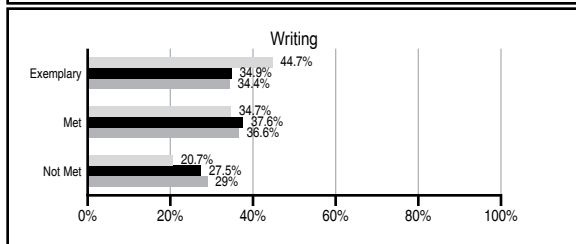
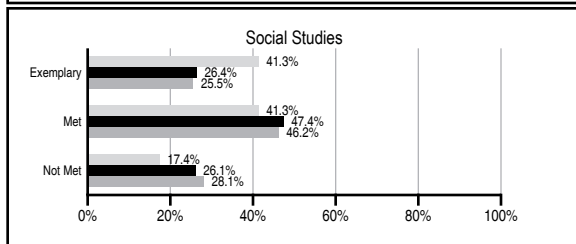
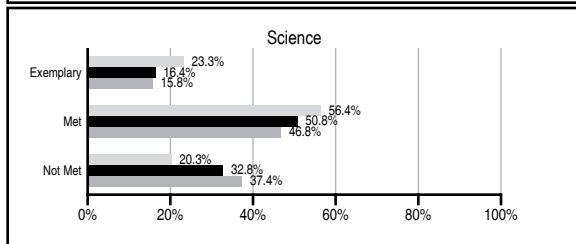
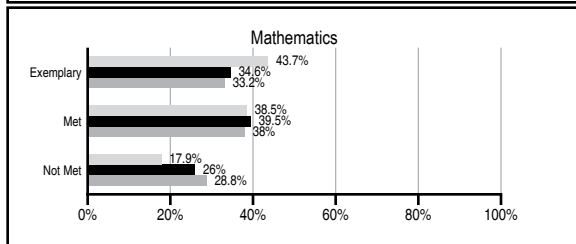
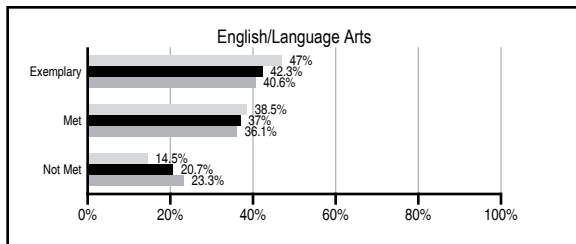
## ABSOLUTE RATINGS OF ELEMENTARY SCHOOLS WITH STUDENTS LIKE OURS\*

EXCELLENT	GOOD	AVERAGE	BELOW AVERAGE	AT-RISK
12	28	62	1	0

\* Ratings are calculated with data available by 11/10/2010. Schools with Students Like Ours are Elementary Schools with Poverty Indices of no more than 5% above or below the index for this school.

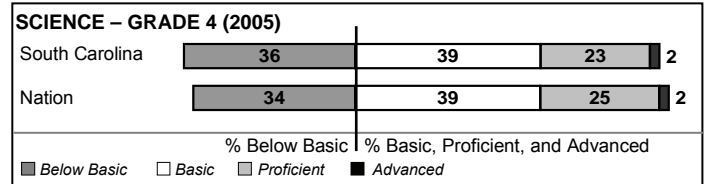

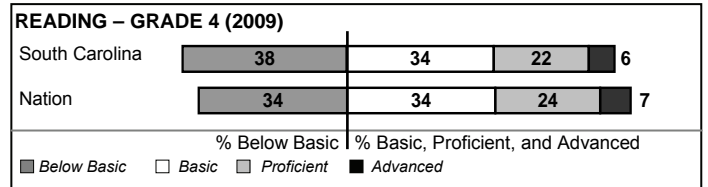
## PASS PERFORMANCE

Our School
  Elementary Schools with Students Like Ours
  Elementary schools statewide



## NAEP PERFORMANCE\*

\* Performance reported for SC and nation, data not available at school level. Percentages at NAEP Achievement Levels.



## SC PERFORMANCE GOAL

**2010 Goal:**  
 By 2010, SC's student achievement will be ranked in the top half of the states nationally. To achieve this goal, we must become one of the fastest improving systems in the country.

**2020 Vision:**  
 By 2020 all students will graduate with the knowledge and skills necessary to compete successfully in the global economy, participate in a democratic society and contribute positively as members of families and communities.

### Abbreviations Key

N/A Not Applicable N/AV Not Available N/C Not Collected N/R Not Reported I/S Insufficient Sample TBD To be determined

NI Newly Identified CSI Continuing School Improvement CA Corrective Action RP Plan to Restructure R Restructure DELAY School Improvement Status HOLD School Improvement Status

# NORTH MYRTLE BEACH INTERMEDIATE [Horry]

## SCHOOL PROFILE

	Our School	Change from Last Year	Elementary Schools with Students Like Ours	Median Elementary School
<b>Students (n=689)</b>				
Retention rate	0.0%	Down from 0.2%	1.1%	1.2%
Attendance rate	95.9%	Down from 96.1%	96.0%	96.1%
Eligible for gifted and talented	21.4%	Up from 19.1%	12.8%	11.7%
With disabilities other than speech	12.1%	Up from 11.1%	8.5%	8.0%
Older than usual for grade	0.4%	Down from 0.6%	0.4%	0.4%
Out-of-school suspensions or expulsions for violent and/or criminal offenses	0.4%	Up from 0.0%	0.0%	0.0%
<b>Teachers (n=38)</b>				
Teachers with advanced degrees	44.7%	Up from 41.5%	58.5%	60.5%
Continuing contract teachers	86.8%	Up from 75.6%	84.6%	84.6%
Teachers with emergency or provisional certificates	0.0%	No Change	0.0%	0.0%
Teachers returning from previous year	88.4%	Up from 86.1%	87.0%	87.0%
Teacher attendance rate	86.3%	Down from 94.8%	95.5%	95.4%
Average teacher salary*	\$51,103	Up 2.7%	\$47,204	\$47,288
Classes not taught by highly qualified teachers	N/AV	N/A	N/AV	N/AV
Professional development days/teacher	10.9 days	Down from 17.8 days	9.8 days	10.5 days
<b>School</b>				
Principal's years at school	4.0	Up from 3.0	4.0	4.0
Student-teacher ratio in core subjects	20.1 to 1	Up from 19.0 to 1	19.4 to 1	19.2 to 1
Prime instructional time	77.3%	Down from 87.7%	91.1%	90.8%
Opportunities in the arts	Good	No Change	Good	Good
SACS accreditation	Yes	No Change	Yes	Yes
Parents attending conferences	98.3%	Up from 95.8%	100.0%	100.0%
Character development program	Excellent	Up from Good	Excellent	Excellent
Dollars spent per pupil**	\$8,147	Up 8.1%	\$7,182	\$7,548
Percent of expenditures for instruction**	66.8%	Up from 64.9%	68.1%	68.7%
Percent of expenditures for teacher salaries**	61.2%	Up from 47.1%	64.8%	65.1%
% of AYP objectives met	95.2%	Down from 95.7%	100.0%	100.0%

\* Length of contract = 185+ days.

\*\* Prior year audited financial data available.

## EVALUATION RESULTS

	Teachers	Students*	Parents*
Number of surveys returned	36	283	200
Percent satisfied with learning environment	86.1%	91.8%	93.4%
Percent satisfied with social and physical environment	91.7%	91.0%	87.8%
Percent satisfied with school-home relations	83.3%	87.8%	85.7%

\*Only students at the highest elementary school grade level at this school and their parents were included.

## REPORT OF PRINCIPAL AND SCHOOL IMPROVEMENT COUNCIL

North Myrtle Beach Intermediate School (NMBI) is made up of more than 685 students, 49 professional staff members, and 15 support staff members. We have a School Improvement Council made up of parents, employees, and community members that meets quarterly. School Leadership Team is made up of staff members from every department of NMBI. Together we form the NMBI family and are representative of the community we serve. We are also fortunate at NMBI to have more than 75 parent and community volunteers that give of themselves to enhance the mission of our school.

Throughout the 2009-2010 school year, we have held celebrations to recognize the students' achievements in academics, attendance, and character development. Each quarter we hold a NMBI Awards Program where we recognize students that achieve honor roll, merit roll, perfect attendance, and citizenship awards. In addition, we have 131 students identified and served in the gifted and talented program, 231 students identified as Duke Tip Scholars, and 22 students registered to participate in the Duke program. There were 83 Gold recipients that were recognized for academic excellence and 58 Silver recipients who were recognized for academic achievement in the President's Education Awards Program. We are very proud of the many accomplishments of the students at NMBI.

At NMBI, we believe students need to be a viable members of the community in which we live and learn to make contributions to steadily improve our community. The students and staff of NMBI collected nearly \$7,000 during the 2009/2010 school year to assist others in need. They did so through such programs as The American Heart Association, Special Olympics, March of Dimes, United Way, Unicef, The Humane Society of NMB, and Relay for Life. We feel strongly that our contributions will continue to strengthen our community. Our students also participated in community outreach through Beach Sweeps, working with Habitat for Humanity, recycling, and community beautification projects.

North Myrtle Beach Intermediate School received the accreditation status of "All Clear" from the State Department of Education for the year and continues to be accredited through the Southern Association of Schools and Colleges.

During the 2010-2011 school year, we will work with our parents, community members, School Improvement Council, and School Leadership Team to provide opportunities for students to excel academically, socially, and emotionally. We will do this through continued focus on academics and community.

Michelle Greene-Graham, Principal  
Leslie Elliott, SIC Chair

Comprehensive detail, including definitions of ratings, performance criteria, and explanations of status, is available on [www.ed.sc.gov](http://www.ed.sc.gov) and [www.eoc.sc.gov](http://www.eoc.sc.gov) as well as school and school district websites.

Printed versions are available from school districts upon request.

### Abbreviations Key

N/A Not Applicable N/AV Not Available N/C Not Collected N/R Not Reported I/S Insufficient Sample TBD To be determined  
NI Newly Identified CSI Continuing School Improvement CA Corrective Action RP Plan to Restructure R Restructure DELAY School Improvement Status HOLD School Improvement Status