

SC Annual School Report Card Summary

SOUTH CONWAY ELEMENTARY
Horry
Grades: PK-5 Enrollment: 601
Principal: Leon Hayes
Superintendent: Dr. Cynthia Elsberry
Board Chair: Will Garland

PERFORMANCE

Comprehensive detail, including definitions of ratings, performance criteria, and explanations of status, is available on www.ed.sc.gov and www.eoc.sc.gov as well as school and school district websites. Printed versions are available from school districts upon request.

YEAR	ABSOLUTE RATING	GROWTH RATING	PALMETTO GOLD AND SILVER AWARD		AYP STATUS	NCLB IMPROVEMENT STATUS
			General Performance	Closing the Gap		
2010	Average	Excellent	TBD	TBD	Met	RP-DELAY
2009	Average	Average	N/A	N/A	Not Met	RP
2008	Below Average	At-Risk	N/A	N/A	Not Met	CA

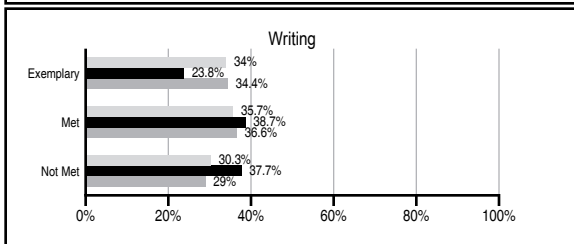
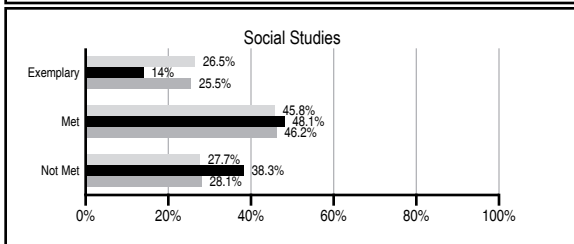
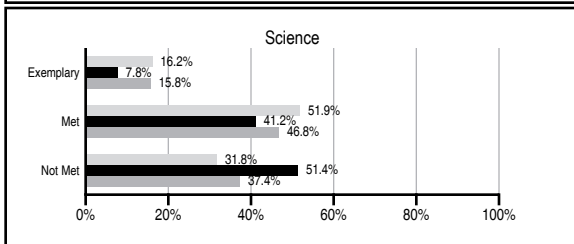
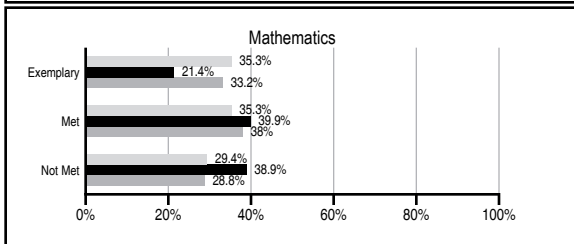
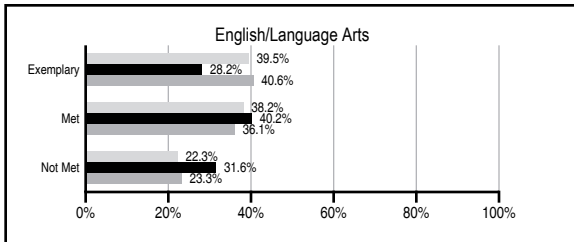
ABSOLUTE RATINGS OF ELEMENTARY SCHOOLS WITH STUDENTS LIKE OURS*

EXCELLENT	GOOD	AVERAGE	BELOW AVERAGE	AT-RISK
1	5	102	37	17

* Ratings are calculated with data available by 11/10/2010. Schools with Students Like Ours are Elementary Schools with Poverty Indices of no more than 5% above or below the index for this school.

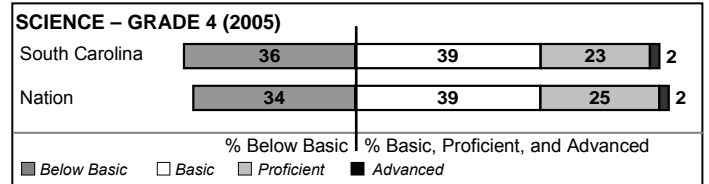

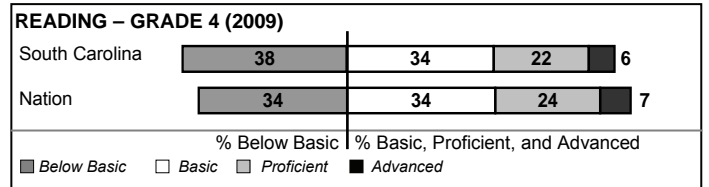
PASS PERFORMANCE

Our School
 Elementary Schools with Students Like Ours
 Elementary schools statewide



NAEP PERFORMANCE*

* Performance reported for SC and nation, data not available at school level. Percentages at NAEP Achievement Levels.



SC PERFORMANCE GOAL

2010 Goal:
 By 2010, SC's student achievement will be ranked in the top half of the states nationally. To achieve this goal, we must become one of the fastest improving systems in the country.

2020 Vision:
 By 2020 all students will graduate with the knowledge and skills necessary to compete successfully in the global economy, participate in a democratic society and contribute positively as members of families and communities.

Abbreviations Key

N/A Not Applicable N/AV Not Available N/C Not Collected N/R Not Reported I/S Insufficient Sample TBD To be determined

NI Newly Identified CSI Continuing School Improvement CA Corrective Action RP Plan to Restructure R Restructure DELAY School Improvement Status HOLD School Improvement Status

SOUTH CONWAY ELEMENTARY [Horry]

SCHOOL PROFILE

	Our School	Change from Last Year	Elementary Schools with Students Like Ours	Median Elementary School
Students (n=601)				
Retention rate	0.9%	No Change	1.6%	1.2%
Attendance rate	95.4%	Down from 95.6%	95.8%	96.1%
Eligible for gifted and talented	11.0%	Up from 8.5%	5.5%	11.7%
With disabilities other than speech	17.1%	Up from 17.0%	8.5%	8.0%
Older than usual for grade	0.0%	Down from 0.6%	0.8%	0.4%
Out-of-school suspensions or expulsions for violent and/or criminal offenses	0.0%	Down from 1.0%	0.0%	0.0%
Teachers (n=46)				
Teachers with advanced degrees	50.0%	Up from 39.1%	58.5%	60.5%
Continuing contract teachers	84.8%	Up from 76.1%	80.7%	84.6%
Teachers with emergency or provisional certificates	0.0%	No Change	0.0%	0.0%
Teachers returning from previous year	86.8%	Up from 83.1%	84.9%	87.0%
Teacher attendance rate	94.7%	Up from 93.7%	95.2%	95.4%
Average teacher salary*	\$48,953	Up 0.2%	\$45,700	\$47,288
Classes not taught by highly qualified teachers	N/AV	N/A	N/AV	N/AV
Professional development days/teacher	18.8 days	Down from 20.8 days	11.1 days	10.5 days
School				
Principal's years at school	1.0	Down from 2.0	4.0	4.0
Student-teacher ratio in core subjects	22.2 to 1	Up from 19.9 to 1	18.0 to 1	19.2 to 1
Prime instructional time	88.4%	Up from 85.5%	90.1%	90.8%
Opportunities in the arts	Good	No Change	Good	Good
SACS accreditation	Yes	No Change	Yes	Yes
Parents attending conferences	100.0%	No Change	100.0%	100.0%
Character development program	Good	No Change	Excellent	Excellent
Dollars spent per pupil**	\$10,226	Up 4.8%	\$8,361	\$7,548
Percent of expenditures for instruction**	67.8%	Down from 70.1%	67.9%	68.7%
Percent of expenditures for teacher salaries**	62.6%	Up from 49.8%	62.8%	65.1%
% of AYP objectives met	100.0%	Up from 95.2%	100.0%	100.0%

* Length of contract = 185+ days.

** Prior year audited financial data available.

EVALUATION RESULTS

	Teachers	Students*	Parents*
Number of surveys returned	45	90	68
Percent satisfied with learning environment	93.3%	93.3%	89.6%
Percent satisfied with social and physical environment	93.3%	80.7%	86.6%
Percent satisfied with school-home relations	84.1%	83.3%	80.9%

*Only students at the highest elementary school grade level at this school and their parents were included.

REPORT OF PRINCIPAL AND SCHOOL IMPROVEMENT COUNCIL

South Conway Elementary School had an excellent 2009-2010 school year. Our school provided opportunities for students to participate in service-learning projects such as the American Cancer Society's Relay for Life, the Salvation Army's canned food drive, and the American Heart Association's Jump Rope for Heart. We implemented a 21st Century Learning Grant for the second year providing students in grades 3-5 free after-school programs in dance, drama, technology, hands-on science instruction, horseback riding, and homework assistance. Incentives and recognition programs were established to encourage students to do their personal best in all academic and character areas.

An RTI model was implemented that provided students with interventions based upon their academic needs. Our Reading Recovery program discontinued 37 first grade students at an 88% discontinuation rate. Teacher/student and parent conferences were held throughout the year to discuss student achievement goals and the progress made toward those goals.

Our PTO sponsored successful fundraising activities and student-led programs to encourage parent involvement and also provided all classrooms with supplies. Our Title I budget supported additional technology including computers and SmartBoards, a Reading Recovery teacher, a Family School Coordinator, parent workshops, and an additional fourth grade teacher to lower teacher to student ratios. Many local businesses provided awards and incentives for student achievements. We continued to partner with Coastal Carolina University to sponsor mentors for students and to provide practicum and intern opportunities for future students. South Conway Elementary is proud of this year's many successes.

Leon Hayes, Principal
Lora Hucks, SIC Chairperson

Comprehensive detail, including definitions of ratings, performance criteria, and explanations of status, is available on www.ed.sc.gov and www.eoc.sc.gov as well as school and school district websites.

Printed versions are available from school districts upon request.

Abbreviations Key

N/A Not Applicable N/AV Not Available N/C Not Collected N/R Not Reported I/S Insufficient Sample TBD To be determined
NI Newly Identified CSI Continuing School Improvement CA Corrective Action RP Plan to Restructure R Restructure DELAY School Improvement Status HOLD School Improvement Status