



SC Annual School Report Card Summary

Conway Middle
Horry

Grades: 6-8

Enrollment: 652

Principal: Mary Clark

Superintendent: Dr. Cynthia Elsberry

Board Chair: Will Garland

PERFORMANCE

Comprehensive detail, including definitions of ratings, performance criteria, and explanations of status, is available on www.ed.sc.gov and www.eoc.sc.gov as well as school and school district websites. Printed versions are available from school districts upon request.

YEAR	ABSOLUTE RATING	GROWTH RATING	PALMETTO GOLD/SILVER AWARD	AYP STATUS	NCLB IMPROVEMENT STATUS
2008	Below Average	At-Risk	TBD	Not Met	N/A
2007	Below Average	At-Risk	N/A	Not Met	N/A
2006	Average	Below Average	N/A	Not Met	N/A

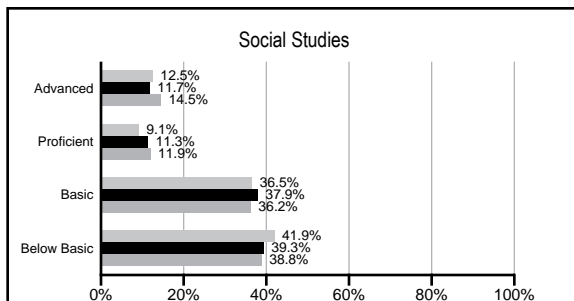
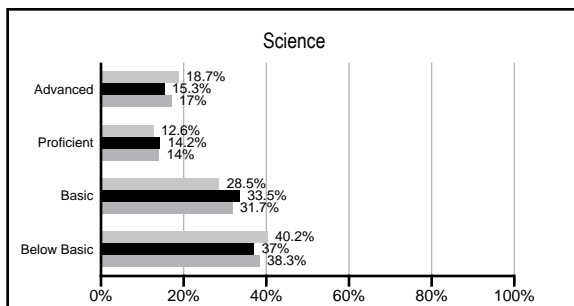
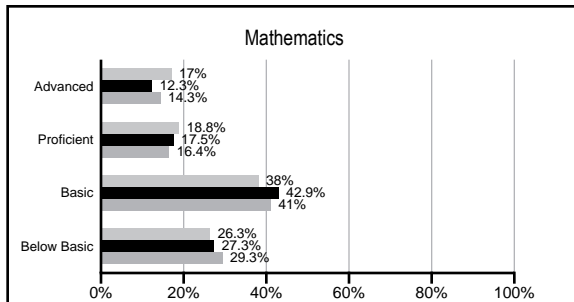
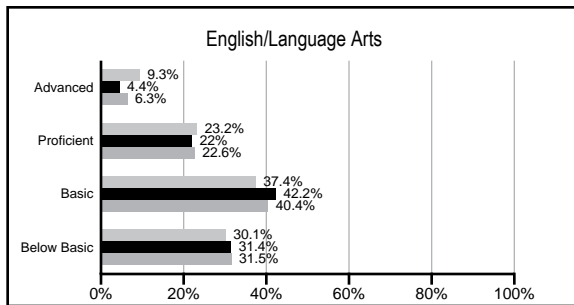
ABSOLUTE RATINGS OF MIDDLE SCHOOLS WITH STUDENTS LIKE OURS*

EXCELLENT	GOOD	AVERAGE	BELOW AVERAGE	AT-RISK
0	0	12	31	5

* Ratings are calculated with data available by 02/17/2009. Schools with Students like Ours are Middle Schools with poverty indices of no more than 5% above or below the index for this school.


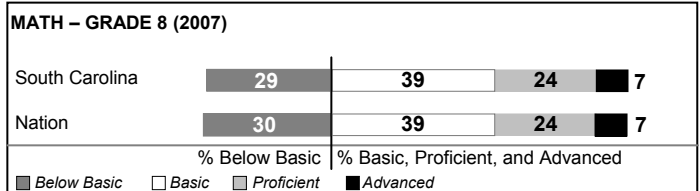
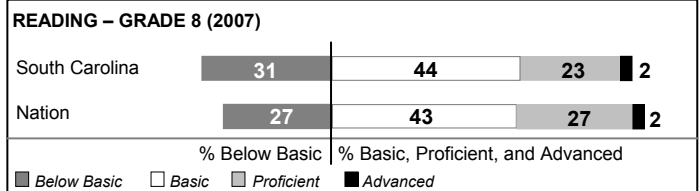
PACT PERFORMANCE

Our School Middle Schools with Students Like Ours Middle schools statewide



NAEP PERFORMANCE*

* Performance reported for SC and nation, data not available at school level. Percentages at NAEP Achievement Levels.



END OF COURSE TESTS - 2008

% of students scoring 70 or above on:	Our Middle School	Middle Schools with Students Like Ours
Algebra 1/Math for the Technologies 2	96.1%	96.7%
English 1	90.9%	94.6%
Physical Science	0%	76.9%
All Subjects	95.4%	95.5%

SC PERFORMANCE GOAL

2010 Goal:

By 2010, SC's student achievement will be ranked in the top half of the states nationally. To achieve this goal, we must become one of the fastest improving systems in the country.

2020 Goal: TBD

Abbreviations Key

N/A Not Applicable N/AV Not Available N/C Not Collected N/R Not Reported I/S Insufficient Sample TBD To be determined
NI Newly Identified CSI Continuing School Improvement CA Corrective Action RP Plan to Restructure R Restructure DELAY School Improvement Status HOLD School Improvement Status

Conway Middle [Horry]

SCHOOL PROFILE

	Our School	Change from Last Year	Middle Schools with Students Like Ours	Median Middle School
Students (n=652)				
Students enrolled in high school credit courses (grades 7 & 8)	45.3%	Down from 50.5%	19.8%	19.4%
Retention rate	0.9%	Up from 0.5%	1.5%	1.8%
Attendance rate	98.9%	Down from 99.7%	95.9%	95.8%
Eligible for gifted and talented	21.2%	Down from 26.2%	16.9%	15.3%
With disabilities other than speech	15.6%	Up from 14.9%	14.2%	12.9%
Out-of-school suspensions or expulsions for violent &/or criminal offenses	3.5%	Down from 8.1%	0.6%	0.7%
Annual dropout rate	0.0%	No Change	0.0%	0.0%
Teachers (n=40)				
Teachers with advanced degrees	52.5%	Down from 54.1%	53.3%	55.0%
Continuing contract teachers	65.0%	Down from 73.0%	73.5%	70.6%
Teachers with emergency or provisional certificates	3.1%	Down from 3.2%	5.3%	5.4%
Teachers returning from previous year	87.3%	Up from 83.3%	84.4%	83.4%
Teacher attendance rate	94.2%	Down from 96.1%	94.9%	94.9%
Average teacher salary	\$49,113	Up 4.2%	\$44,194	\$44,706
Classes not taught by highly qualified teachers	6.2%	Up from 0.0%	2.5%	2.9%
School				
Principal's years at school	2.0	Up from 1.0	3.0	3.0
Student-teacher ratio in core subjects	22.9 to 1	Up from 22.1 to 1	19.6 to 1	20.1 to 1
Prime instructional time	91.1%	Down from 94.4%	89.3%	89.3%
Opportunities in the arts	Excellent	No Change	Good	Good
SACS accreditation	Yes	No Change	Yes	Yes
Character development program	Good	No Change	Good	Good
Dollars spent per pupil*	\$7,997	Up 14.7%	\$6,993	\$7,097
Percent of expenditures for instruction*	63.7%	Down from 64.8%	64.4%	64.4%
Percent of expenditures for teacher salaries*	59.4%	Down from 61.6%	60.0%	59.4%
% of AYP objectives met	66.7%		69.8%	69.0%

* Prior year audited financial data available.

EVALUATION RESULTS

	Teachers	Students*	Parents*
Number of surveys returned	38	192	75
Percent satisfied with learning environment	60.5%	56.0%	60.8%
Percent satisfied with social and physical environment	63.2%	63.9%	55.4%
Percent satisfied with school-home relations	63.2%	72.8%	63.5%

*Only students at the highest middle school grade level at this school and their parents were included.

REPORT OF PRINCIPAL AND SCHOOL IMPROVEMENT COUNCIL

Conway Middle School achieved a number of successes during the 2007-2008 school year. A few of the many accomplishments follow. Seven students were recognized as Junior Scholars. Three students were recognized as Duke Tip Scholars. Twelve students were selected for All-County Chorus. Four students were chosen to participate in the Summer Arts Program at Coastal Carolina University. One student represented our school at the state level in the Geography Bee. One student received the Governor's Citizenship Award. One student was a district winner for the Horry County Soil and Water Essay Contest. Our chorus and Builders club raised over \$1,500 for the March of Dimes. Our chorus sang at the Carolina Opry in Myrtle Beach in November. One student was recognized at the state level as the SC Recycling Student of the Year. One teacher was recognized at the state level as the SC Recycling Teacher of the Year. Six students placed at the state level in the stock market games sponsored by the South Carolina Economics Council.

Although Conway Middle had a number of successes, we still face challenges. We must continue to strive to increase levels of student achievement. We must try to increase the number of students who meet proficiency standards and continue to narrow the achievement gap for at-risk students. To aid in our efforts, we focused on data from our school report card and MAP. We used this to drive the instruction in our classrooms as well as to plan for staff development. We implemented Literacy First Strategies to promote comprehension to include basic signal words, explicit vocabulary instruction, questioning strategies, and monitored independent reading. We developed benchmark assessments and used the information to help us align our curriculum.

We continued our implementation of PBIS (Positive Behavior Intervention System) at our school. We developed quarterly reward field trips for students without referrals and we continued to give out incentives on a daily basis so that students could collect them to enter drawings or "buy" privileges available in classrooms and across the school.

Conway Middle School continues to enjoy the support of an active PTO and School Improvement Council. Teachers, administrators, parents, and community members will continue to work together to ensure the best learning environment possible for our students.

Mary Parler Clark, Principal, 2007-2008
Terri Butler, School Improvement Council Chairperson

Comprehensive detail, including definitions of rating, performance criteria, and explanations of status, is available on www.ed.sc.gov and www.eoc.sc.gov as well as school and school district websites.

Printed versions are available from school districts upon request.

Abbreviations Key

N/A Not Applicable N/AV Not Available N/C Not Collected N/R Not Reported I/S Insufficient Sample TBD To be determined
NI Newly Identified CSI Continuing School Improvement CA Corrective Action RP Plan to Restructure R Restructure DELAY School Improvement Status HOLD School Improvement Status