



SC Annual School Report Card Summary

Loris Middle

Horry

Grades: 6-8

Enrollment: 632

Principal: Judy Beard

Superintendent: Dr. Cynthia Elsberry

Board Chair: Will Garland

PERFORMANCE

Comprehensive detail, including definitions of ratings, performance criteria, and explanations of status, is available on www.ed.sc.gov and www.eoc.sc.gov as well as school and school district websites. Printed versions are available from school districts upon request.

YEAR	ABSOLUTE RATING	GROWTH RATING	PALMETTO GOLD/SILVER AWARD	AYP STATUS	NCLB IMPROVEMENT STATUS
2008	Below Average	Below Average	TBD	Not Met	R
2007	Below Average	At-Risk	N/A	Not Met	RP
2006	Below Average	At-Risk	N/A	Not Met	CA

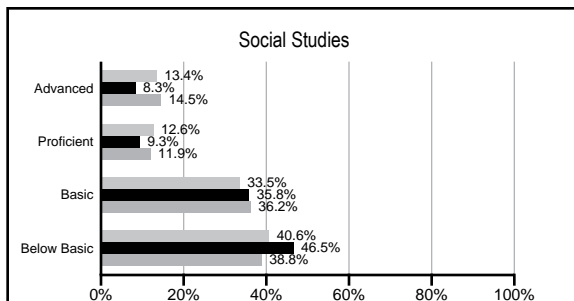
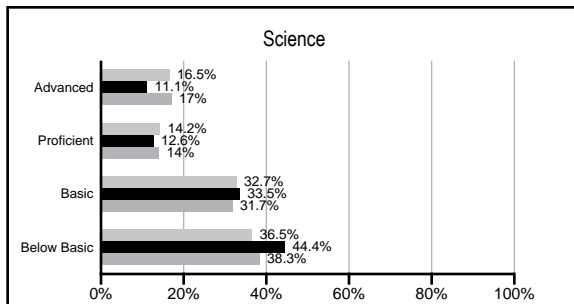
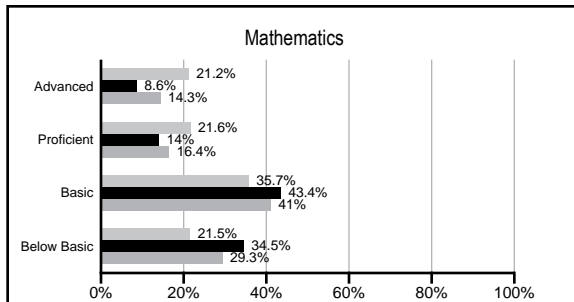
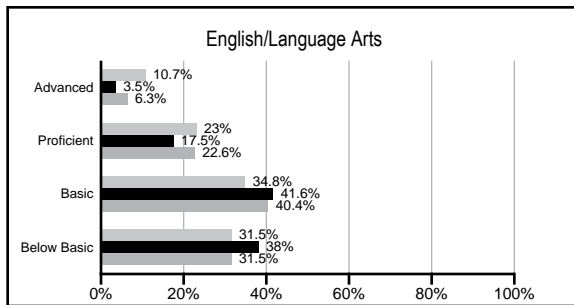
ABSOLUTE RATINGS OF MIDDLE SCHOOLS WITH STUDENTS LIKE OURS*

EXCELLENT	GOOD	AVERAGE	BELOW AVERAGE	AT-RISK
0	0	1	19	22

* Ratings are calculated with data available by 02/17/2009. Schools with Students like Ours are Middle Schools with poverty indices of no more than 5% above or below the index for this school.

PACT PERFORMANCE


Our School Middle Schools with Students Like Ours Middle schools statewide



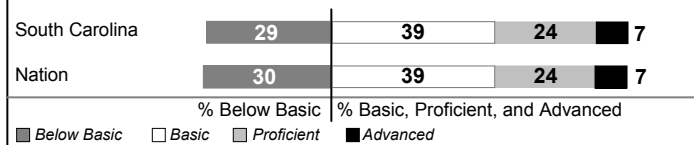
NAEP PERFORMANCE*

* Performance reported for SC and nation, data not available at school level. Percentages at NAEP Achievement Levels.


READING - GRADE 8 (2007)



MATH - GRADE 8 (2007)



SCIENCE - GRADE 8 (2005)



END OF COURSE TESTS - 2008

% of students scoring 70 or above on:	Our Middle School	Middle Schools with Students Like Ours
Algebra 1/Math for the Technologies 2	100.0%	94.0%
English 1	100.0%	94.2%
Physical Science	0%	0%
All Subjects	100.0%	92.4%

SC PERFORMANCE GOAL

2010 Goal:

By 2010, SC's student achievement will be ranked in the top half of the states nationally. To achieve this goal, we must become one of the fastest improving systems in the country.

2020 Goal: TBD

Abbreviations Key

N/A Not Applicable N/AV Not Available N/C Not Collected N/R Not Reported I/S Insufficient Sample TBD To be determined
 NI Newly Identified CSI Continuing School Improvement CA Corrective Action RP Plan to Restructure R Restructure DELAY School Improvement Status HOLD School Improvement Status

Loris Middle [Horry]

SCHOOL PROFILE

	Our School	Change from Last Year	Middle Schools with Students Like Ours	Median Middle School
Students (n=632)				
Students enrolled in high school credit courses (grades 7 & 8)	55.2%	Down from 69.9%	15.2%	19.4%
Retention rate	0.5%	Down from 1.0%	2.8%	1.8%
Attendance rate	96.2%	Down from 96.4%	95.4%	95.8%
Eligible for gifted and talented	23.4%	Up from 21.3%	12.6%	15.3%
With disabilities other than speech	20.2%	Down from 20.4%	14.0%	12.9%
Out-of-school suspensions or expulsions for violent &/or criminal offenses	1.6%	Down from 4.2%	1.4%	0.7%
Annual dropout rate	0.2%	Up from 0.0%	0.0%	0.0%
Teachers (n=50)				
Teachers with advanced degrees	50.0%	Up from 47.2%	52.2%	55.0%
Continuing contract teachers	74.0%	Up from 69.8%	66.4%	70.6%
Teachers with emergency or provisional certificates	7.0%	Up from 6.7%	8.3%	5.4%
Teachers returning from previous year	76.2%	Down from 79.3%	80.0%	83.4%
Teacher attendance rate	93.7%	Down from 95.2%	95.1%	94.9%
Average teacher salary	\$47,157	Up 0.9%	\$44,567	\$44,706
Classes not taught by highly qualified teachers	7.6%	Up from 4.4%	3.4%	2.9%
School				
Principal's years at school	3.5	Up from 2.5	2.0	3.0
Student-teacher ratio in core subjects	19.2 to 1	Down from 23.1 to 1	20.7 to 1	20.1 to 1
Prime instructional time	89.1%	Down from 90.1%	89.0%	89.3%
Opportunities in the arts	Excellent	No Change	Good	Good
SACS accreditation	Yes	No Change	Yes	Yes
Character development program	Excellent	No Change	Good	Good
Dollars spent per pupil*	\$9,823	Up 24.2%	\$7,057	\$7,097
Percent of expenditures for instruction*	66.0%	Down from 71.1%	63.8%	64.4%
Percent of expenditures for teacher salaries*	60.9%	Down from 67.5%	59.0%	59.4%
% of AYP objectives met	71.4%		61.9%	69.0%

* Prior year audited financial data available.

EVALUATION RESULTS

	Teachers	Students*	Parents*
Number of surveys returned	52	183	92
Percent satisfied with learning environment	98.1%	97.3%	75.8%
Percent satisfied with social and physical environment	98.1%	96.2%	65.9%
Percent satisfied with school-home relations	98.0%	98.9%	65.2%

*Only students at the highest middle school grade level at this school and their parents were included.

REPORT OF PRINCIPAL AND SCHOOL IMPROVEMENT COUNCIL

The students and staff at Loris Middle School have much to celebrate. We have shown improvements in academics at all grade levels. Our efforts have focused on improving achievement for all students, with a primary focus on improving literacy and numeracy skills across the curriculum.

Students at Loris Middle School were recognized for many accomplishments during the past year. One student was recognized as a Duke TIP Scholar, and seven students were recognized as South Carolina Junior Scholars. A student won the Lt. Governor's Essay Contest, and another student won the Governor's Citizenship Award.

Many of our students were recognized for the Beacon Awards presented by Santee Cooper. Our drama department produced High School Musical, and our chorus, orchestra, and band programs continued to excel and receive awards.

Our teachers continued to grow professionally by participating in continuous staff development opportunities and graduate coursework. Rebecca Coleman and Diana Pendleton gained National Board Certification, and our teacher of the year, Jean Burden, was named Horry County Schools Teacher of the Year.

Thanks to the generous donations of our PTO, parents, and the community, we were able to upgrade our sound system in the auditorium as well as purchase two benches for our playground.

We were also able to provide recognition items for our students at quarterly Renaissance Programs.

We will continue exhibiting our Lion Pride through perseverance, respect, integrity, determination, and excellence as we work even harder in the upcoming year. Our staff, PTO, School Improvement Council and administration will be dedicated to our goal of achieving excellence.

Judy Beard, Principal
James Edwards, School Improvement Council Chairperson

Comprehensive detail, including definitions of rating, performance criteria, and explanations of status, is available on www.ed.sc.gov and www.eoc.sc.gov as well as school and school district websites.

Printed versions are available from school districts upon request.

Abbreviations Key

N/A Not Applicable N/AV Not Available N/C Not Collected N/R Not Reported I/S Insufficient Sample TBD To be determined

NI Newly Identified CSI Continuing School Improvement CA Corrective Action RP Plan to Restructure R Restructure DELAY School Improvement Status HOLD School Improvement Status