



# SC Annual School Report Card Summary

North Myrtle Beach Middle  
Horry

Grades: 6-8

Enrollment: 1,021

Principal: Virginia W. Horton

Superintendent: Dr. Cynthia Elsberry

Board Chair: Will Garland

## PERFORMANCE

Comprehensive detail, including definitions of ratings, performance criteria, and explanations of status, is available on [www.ed.sc.gov](http://www.ed.sc.gov) and [www.eoc.sc.gov](http://www.eoc.sc.gov) as well as school and school district websites. Printed versions are available from school districts upon request.

YEAR	ABSOLUTE RATING	GROWTH RATING	PALMETTO GOLD/SILVER AWARD	AYP STATUS	NCLB IMPROVEMENT STATUS
2008	Average	Below Average	TBD	Not Met	N/A
2007	Average	At-Risk	N/A	Not Met	N/A
2006	Average	At-Risk	N/A	Not Met	N/A

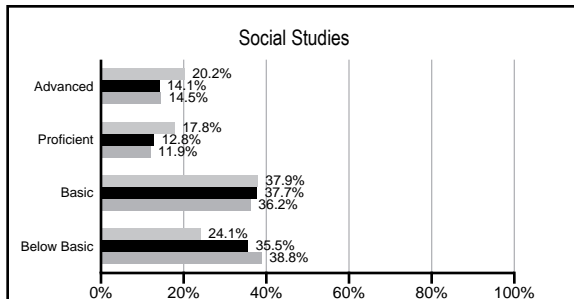
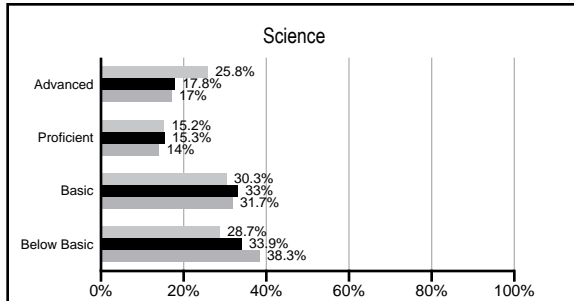
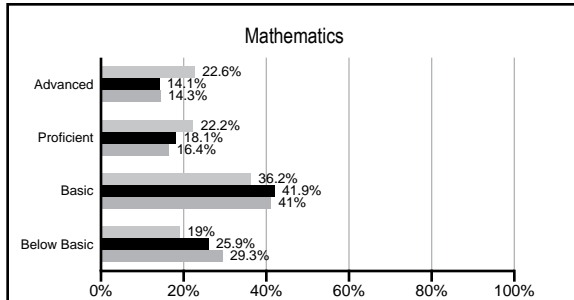
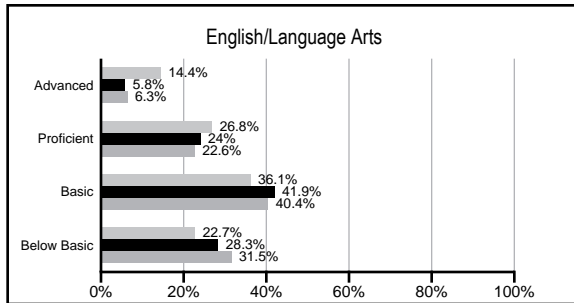
## ABSOLUTE RATINGS OF MIDDLE SCHOOLS WITH STUDENTS LIKE OURS\*

EXCELLENT	GOOD	AVERAGE	BELOW AVERAGE	AT-RISK
0	0	19	26	3

\* Ratings are calculated with data available by 02/17/2009. Schools with Students like Ours are Middle Schools with poverty indices of no more than 5% above or below the index for this school.

## PACT PERFORMANCE

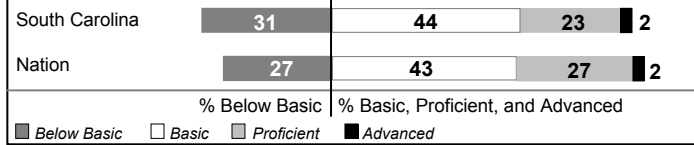
Our School Middle Schools with Students Like Ours Middle schools statewide



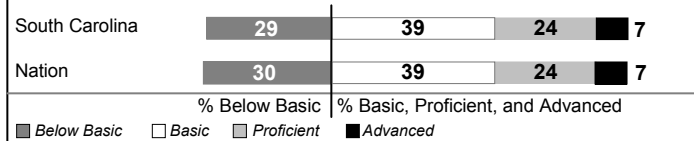
## NAEP PERFORMANCE\*

\* Performance reported for SC and nation, data not available at school level. Percentages at NAEP Achievement Levels.

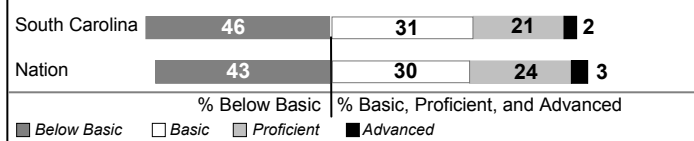
### READING - GRADE 8 (2007)



### MATH - GRADE 8 (2007)



### SCIENCE - GRADE 8 (2005)



## END OF COURSE TESTS - 2008

% of students scoring 70 or above on:	Our Middle School	Middle Schools with Students Like Ours
Algebra 1/Math for the Technologies 2	99.2%	98.0%
English 1	100.0%	97.4%
Physical Science	0%	48.7%
All Subjects	99.4%	97.6%

## SC PERFORMANCE GOAL

2010 Goal:

*By 2010, SC's student achievement will be ranked in the top half of the states nationally. To achieve this goal, we must become one of the fastest improving systems in the country.*

2020 Goal: TBD

### Abbreviations Key

N/A Not Applicable N/AV Not Available N/C Not Collected N/R Not Reported I/S Insufficient Sample TBD To be determined  
NI Newly Identified CSI Continuing School Improvement CA Corrective Action RP Plan to Restructure R Restructure DELAY School Improvement Status HOLD School Improvement Status

# North Myrtle Beach Middle [Horry]

## SCHOOL PROFILE

	Our School	Change from Last Year	Middle Schools with Students Like Ours	Median Middle School
<b>Students (n=1,021)</b>				
Students enrolled in high school credit courses (grades 7 & 8)	56.2%	Down from 74.8%	23.3%	19.4%
Retention rate	1.1%	Down from 1.6%	1.5%	1.8%
Attendance rate	97.1%	Up from 96.9%	95.9%	95.8%
Eligible for gifted and talented	25.8%	Up from 24.7%	17.8%	15.3%
With disabilities other than speech	14.6%	Down from 14.7%	14.2%	12.9%
Out-of-school suspensions or expulsions for violent &/or criminal offenses	0.7%	Down from 3.2%	0.6%	0.7%
Annual dropout rate	0.0%	No Change	0.0%	0.0%
<b>Teachers (n=63)</b>				
Teachers with advanced degrees	44.4%	Up from 40.3%	53.7%	55.0%
Continuing contract teachers	81.0%	Up from 75.8%	74.1%	70.6%
Teachers with emergency or provisional certificates	6.6%	Up from 3.8%	5.3%	5.4%
Teachers returning from previous year	86.9%	Down from 88.8%	84.7%	83.4%
Teacher attendance rate	95.4%	Down from 95.7%	94.8%	94.9%
Average teacher salary	\$48,467	Up 5.5%	\$44,624	\$44,706
Classes not taught by highly qualified teachers	0.0%	No Change	2.1%	2.9%
<b>School</b>				
Principal's years at school	4.0	Up from 3.0	3.0	3.0
Student-teacher ratio in core subjects	24.1 to 1	Up from 23.5 to 1	20.7 to 1	20.1 to 1
Prime instructional time	91.1%	Down from 91.7%	89.3%	89.3%
Opportunities in the arts	Good	No Change	Good	Good
SACS accreditation	Yes	No Change	Yes	Yes
Character development program	Good	No Change	Good	Good
Dollars spent per pupil*	\$6,993	Up 19.2%	\$6,976	\$7,097
Percent of expenditures for instruction*	65.4%	Down from 71.3%	62.2%	64.4%
Percent of expenditures for teacher salaries*	61.1%	Down from 66.3%	59.0%	59.4%
% of AYP objectives met	80.0%		71.0%	69.0%

\* Prior year audited financial data available.

## EVALUATION RESULTS

	Teachers	Students*	Parents*
Number of surveys returned	65	318	178
Percent satisfied with learning environment	96.9%	81.9%	86.7%
Percent satisfied with social and physical environment	96.9%	81.3%	81.3%
Percent satisfied with school-home relations	87.5%	86.6%	80.9%

\*Only students at the highest middle school grade level at this school and their parents were included.

## REPORT OF PRINCIPAL AND SCHOOL IMPROVEMENT COUNCIL

North Myrtle Beach Middle School's students and staff experienced a successful 2007-2008 school year in a variety of areas.

Our students achieved a number of noteworthy academic achievements. Eight students were designated as Duke Tip Scholars based on their performance on the SAT, and 45 eighth grade students qualified as South Carolina Junior Scholars based on their performance on the PSAT. One hundred and seven students were inducted into Junior Beta Club based on their academic achievement. The school's Mathcounts Team placed fourth in regional competition, and two members of the team competed at the state level in the individual competition. The school's Mock Trial Team was one of the winning teams in regional competition and was first runner-up at the state level.

Our students also achieved a number of accomplishments in the fine arts area. Twenty-one students were selected to perform in All County Chorus, ten students were selected to perform in All County Orchestra, and seven students were selected to perform in All County Band.

The school continued to offer a strong academic program for all students. The following classes were offered for high school credit: English I Honors, Algebra I Honors, Geometry Honors, Keyboarding and Computer Applications.

The school continued to participate in two initiatives: Teachfirst and Making Middle Grades Work. Through these initiatives, the staff committed to a school-wide focus on literacy across the curriculum. Through Teachfirst, our staff worked in professional learning communities which continued the previous year's goals of organizing students as they entered the classroom and teaching all students to take Cornell notes. Three new goals were added this year: sustained silent reading each day throughout the week, teaching academic vocabulary in each discipline, and summarization of material.

Another accomplishment was the success of our eighth grade transition program to prepare our students to leave the middle school and begin high school. Our guidance department held conferences with all eighth grade students and their parents to develop an individualized graduation plan. To complete the transition process, three transition nights for students and parents were held at the high school.

North Myrtle Beach Middle School received an "All Clear" accreditation status from the State Department of Education for the year and continues to be accredited through the Southern Association of Schools and Colleges. The school met the state objective for having "highly qualified" teachers with 100% of our staff meeting that objective.

We are proud of the successes of our students and staff this year, and we continue our journey towards excellence in our "Quest for the Best" for the students of North Myrtle Beach Middle School.

Virginia W. Horton, Principal  
Sheila Evans, School Improvement Council Vice-

Comprehensive detail, including definitions of rating, performance criteria, and explanations of status, is available on [www.ed.sc.gov](http://www.ed.sc.gov) and [www.eoc.sc.gov](http://www.eoc.sc.gov) as well as school and school district websites.

Printed versions are available from school districts upon request.

### Abbreviations Key

N/A Not Applicable N/AV Not Available N/C Not Collected N/R Not Reported I/S Insufficient Sample TBD To be determined

NI Newly Identified CSI Continuing School Improvement CA Corrective Action RP Plan to Restructure R Restructure DELAY School Improvement Status HOLD School Improvement Status