



SC Annual School Report Card Summary

Ocean Bay Middle
Horry

Grades: 6-8

Enrollment: 818

Principal: Connie Huddle

Superintendent: Dr. Cynthia Elsberry

Board Chair: Will Garland

PERFORMANCE

Comprehensive detail, including definitions of ratings, performance criteria, and explanations of status, is available on www.ed.sc.gov and www.eoc.sc.gov as well as school and school district websites. Printed versions are available from school districts upon request.

YEAR	ABSOLUTE RATING	GROWTH RATING	PALMETTO GOLD/SILVER AWARD	AYP STATUS	NCLB IMPROVEMENT STATUS
2008	Good	Below Average	TBD	Not Met	N/A
2007	Good	Below Average	N/A	Not Met	N/A
2006	N/A	N/A	N/A	N/A	N/A

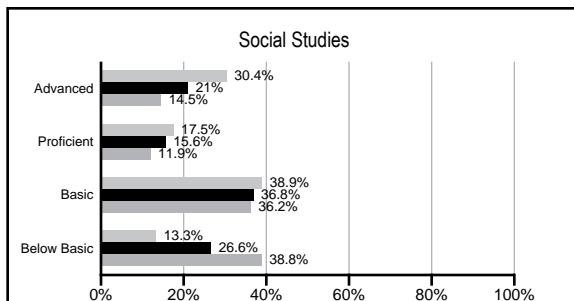
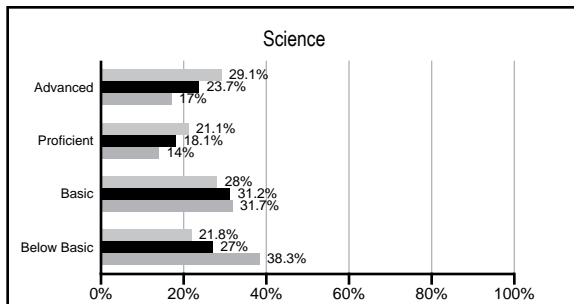
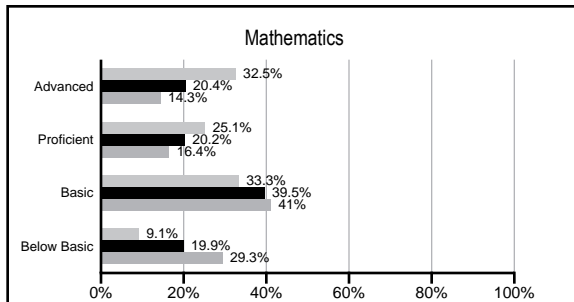
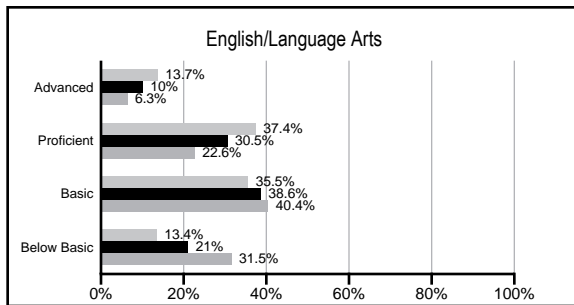
ABSOLUTE RATINGS OF MIDDLE SCHOOLS WITH STUDENTS LIKE OURS*

EXCELLENT	GOOD	AVERAGE	BELOW AVERAGE	AT-RISK
0	6	28	3	2

* Ratings are calculated with data available by 02/17/2009. Schools with Students like Ours are Middle Schools with poverty indices of no more than 5% above or below the index for this school.

PACT PERFORMANCE


Our School Middle Schools with Students Like Ours Middle schools statewide



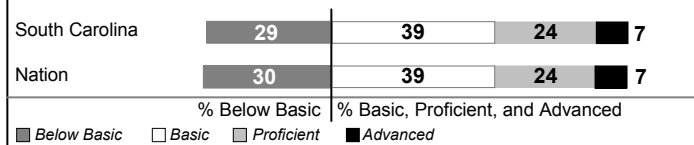
NAEP PERFORMANCE*

* Performance reported for SC and nation, data not available at school level. Percentages at NAEP Achievement Levels.


READING - GRADE 8 (2007)



MATH - GRADE 8 (2007)



SCIENCE - GRADE 8 (2005)



END OF COURSE TESTS - 2008

% of students scoring 70 or above on:	Our Middle School	Middle Schools with Students Like Ours
Algebra 1/Math for the Technologies 2	99.3%	97.0%
English 1	100.0%	93.2%
Physical Science	0%	44.6%
All Subjects	99.4%	96.9%

SC PERFORMANCE GOAL

2010 Goal:

By 2010, SC's student achievement will be ranked in the top half of the states nationally. To achieve this goal, we must become one of the fastest improving systems in the country.

2020 Goal: TBD

Abbreviations Key

N/A Not Applicable N/AV Not Available N/C Not Collected N/R Not Reported I/S Insufficient Sample TBD To be determined
NI Newly Identified CSI Continuing School Improvement CA Corrective Action RP Plan to Restructure R Restructure DELAY School Improvement Status HOLD School Improvement Status

Ocean Bay Middle [Horry]

SCHOOL PROFILE

	Our School	Change from Last Year	Middle Schools with Students Like Ours	Median Middle School
Students (n=818)				
Students enrolled in high school credit courses (grades 7 & 8)	49.8%	Up from 47.2%	29.9%	19.4%
Retention rate	0.5%	Down from 0.7%	1.7%	1.8%
Attendance rate	96.2%	Down from 96.7%	96.3%	95.8%
Eligible for gifted and talented	32.9%	Up from 32.7%	26.0%	15.3%
With disabilities other than speech	10.6%	Up from 6.8%	11.1%	12.9%
Out-of-school suspensions or expulsions for violent &/or criminal offenses	1.5%	Down from 2.0%	0.9%	0.7%
Annual dropout rate	0.0%	N/A	0.0%	0.0%
Teachers (n=48)				
Teachers with advanced degrees	39.6%	Up from 36.4%	61.8%	55.0%
Continuing contract teachers	85.4%	Up from 81.8%	75.0%	70.6%
Teachers with emergency or provisional certificates	0.0%	Down from 2.6%	3.7%	5.4%
Teachers returning from previous year	N/A	N/A	84.4%	83.4%
Teacher attendance rate	94.2%	Down from 96.2%	95.3%	94.9%
Average teacher salary	\$43,672	Down 3.5%	\$46,519	\$44,706
Classes not taught by highly qualified teachers	3.2%	Down from 8.9%	1.8%	2.9%
School				
Principal's years at school	2.0	Up from 1.0	4.0	3.0
Student-teacher ratio in core subjects	18.0 to 1	Down from 22.0 to 1	21.6 to 1	20.1 to 1
Prime instructional time	88.4%	Down from 91.6%	90.2%	89.3%
Opportunities in the arts	Good	Down from Excellent	Good	Good
SACS accreditation	Yes	No Change	Yes	Yes
Character development program	Excellent	No Change	Good	Good
Dollars spent per pupil*	\$6,150	N/A	\$6,432	\$7,097
Percent of expenditures for instruction*	67.7%	N/A	66.8%	64.4%
Percent of expenditures for teacher salaries*	63.1%	N/A	63.3%	59.4%
% of AYP objectives met	92.0%		76.0%	69.0%

* Prior year audited financial data available.

EVALUATION RESULTS

	Teachers	Students*	Parents*
Number of surveys returned	44	241	104
Percent satisfied with learning environment	97.7%	76.3%	85.6%
Percent satisfied with social and physical environment	97.7%	80.0%	82.4%
Percent satisfied with school-home relations	95.5%	82.7%	76.5%

*Only students at the highest middle school grade level at this school and their parents were included.

REPORT OF PRINCIPAL AND SCHOOL IMPROVEMENT COUNCIL

The 2007-2008 School Year has been a year of excitement and success for the faculty, staff, and students of Ocean Bay Middle School. We are proud of the many achievements experienced at Ocean Bay Middle School in our second year. Ocean Bay Middle was one of two schools formed in the splitting of Carolina Forest Middle School. The community has provided support and continued assistance to our students and staff. It is with great pride and pleasure that we share the many accomplishments of Ocean Bay Middle with our parents, staff, community, and students through The School Report Card.

OBMS celebrated and participated in many events, activities, competitions, accomplishments, and new opportunities throughout the year. Thirty-eight members of our new Science Club swam with the Manatees in Florida as an adventure learning experience. The new Newspaper Club produced a publication every quarter to increase communication between school and home. The new Mock Trial Team advanced to the State Competition. The Ocean Bay Book Club was formed and met weekly. The Debate Club was formed for discussion groups. Fine Arts All County participants from Ocean Bay Middle were impressive: All County Orchestra - 6 members with the Concert Master from OBMS; All County Chorus - 12 members from OBMS; and All County Band - 16 members from OBMS. The Black History Program "Pathways to Success" for all students was a tremendous success. A Career Day Convention with 50 community participants was held in which students rotated to each career represented. Ground Hog Career Day had 250 8th graders participate in job shadowing. Ocean Bay Idol talent competition was held. Stingrays of the Month are recognized for contributions above and beyond. Good News Card, a student recognition program, celebrates the achievements, kind acts, and contributions of students.

For continued commitment to recycling, Ocean Bay Middle was recognized as a winner in the "What's Your Green Routine," received an "Excellent" rating for the year in recycling, held a well attended successful "Earth Day at the Bay," and was the winner of the prestigious Horry County Solid Waste Authority's Newspaper Recycling Star Award. Hoops for Hearts raised \$4,000. The 8th Grade Leadership Class raised \$3000 for Collin's Kids ATV Safety Awareness Program. We also held a school musical production of Grease.

The 7th & 8th Band traveled to Disney World to perform. Ocean Bay Middle formed a Wrestling Club. OBM students participated in track, cross-country, basketball, baseball, football, golf, tennis, volleyball, cheerleading, wrestling, and soccer at the middle school level and at both the Junior Varsity and Varsity level.

In the area of academics, OBMS acknowledges the noteworthy accomplishments of students: 103 Beta Club Members, 35 Explore Scholars, 6 Duke Tip Scholars, 45 South Carolina Jr. Scholars, and a John Hopkins CTY Scholar. Math Counts placed in district and went on to compete at the State level; and we had the district winner for Soil and Water Essay contest. Ocean Bay Middle School is dedicated to assisting each

Comprehensive detail, including definitions of rating, performance criteria, and explanations of status, is available on www.ed.sc.gov and www.eoc.sc.gov as well as school and school district websites.

Printed versions are available from school districts upon request.

Abbreviations Key

N/A Not Applicable N/AV Not Available N/C Not Collected N/R Not Reported I/S Insufficient Sample TBD To be determined

NI Newly Identified CSI Continuing School Improvement CA Corrective Action RP Plan to Restructure R Restructure DELAY School Improvement Status HOLD School Improvement Status