



SC Annual School Report Card Summary

Aynor Elementary
 Horry
 Grades: PK-5 Enrollment: 709
 Principal: Wallace Gasque
 Superintendent: Dr. Cynthia Elsberry
 Board Chair: Will Garland

PERFORMANCE

Comprehensive detail, including definitions of ratings, performance criteria, and explanations of status, is available on www.ed.sc.gov and www.eoc.sc.gov as well as school and school district websites. Printed versions are available from school districts upon request.

YEAR	ABSOLUTE RATING	GROWTH RATING	PALMETTO GOLD AND SILVER AWARD		AYP STATUS	NCLB IMPROVEMENT STATUS
			General Performance	Closing the Gap		
2009	Good	Good	TBD	TBD	Met	N/A
2008	Good	At-Risk	N/A	Silver	Not Met	N/A
2007	Good	Below Average	N/A	N/A	Met	N/A

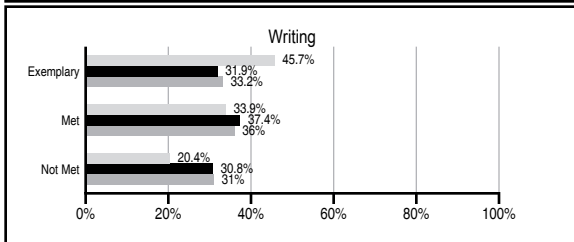
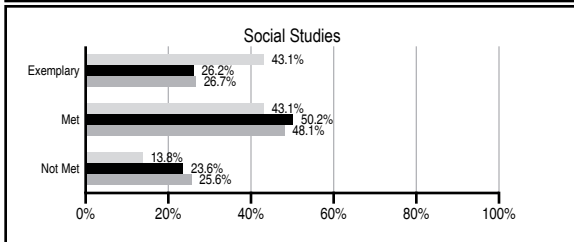
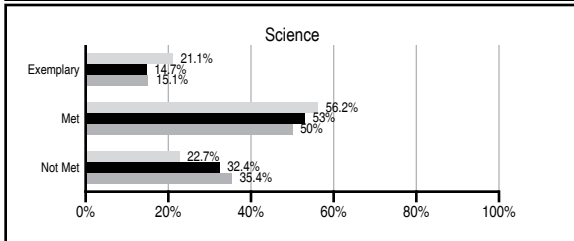
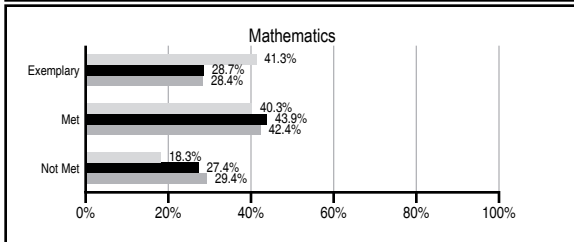
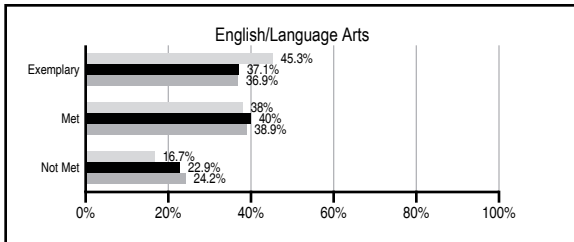
ABSOLUTE RATINGS OF ELEMENTARY SCHOOLS WITH STUDENTS LIKE OURS*

EXCELLENT	GOOD	AVERAGE	BELOW AVERAGE	AT-RISK
3	26	78	4	0

* Ratings are calculated with data available by 03/12/2010. Schools with Students Like Ours are Elementary Schools with Poverty Indices of no more than 5% above or below the index for this school.




PASS PERFORMANCE

Our School
 Elementary Schools with Students Like Ours
 Elementary schools statewide



NAEP PERFORMANCE*

* Performance reported for SC and nation, data not available at school level. Percentages at NAEP Achievement Levels.



SC PERFORMANCE GOAL

2010 Goal:
 By 2010, SC's student achievement will be ranked in the top half of the states nationally. To achieve this goal, we must become one of the fastest improving systems in the country.

2020 Vision:
 By 2020 all students will graduate with the knowledge and skills necessary to compete successfully in the global economy, participate in a democratic society and contribute positively as members of families and communities.

Abbreviations Key

N/A Not Applicable N/AV Not Available N/C Not Collected N/R Not Reported I/S Insufficient Sample TBD To be determined

NI Newly Identified CSI Continuing School Improvement CA Corrective Action RP Plan to Restructure R Restructure DELAY School Improvement Status HOLD School Improvement Status

Aynor Elementary [Horry]

SCHOOL PROFILE

	Our School	Change from Last Year	Elementary Schools with Students Like Ours	Median Elementary School
Students (n=709)				
Retention rate	3.1%	Up from 3.0%	2.0%	1.9%
Attendance rate	96.0%	Up from 95.9%	96.2%	96.3%
Eligible for gifted and talented	11.1%	Down from 16.7%	10.3%	10.0%
With disabilities other than speech	9.7%	Up from 8.5%	9.5%	7.7%
Older than usual for grade	0.2%	No Change	0.4%	0.5%
Out-of-school suspensions or expulsions for violent and/or criminal offenses	0.0%	Down from 0.1%	0.0%	0.0%
Teachers (n=45)				
Teachers with advanced degrees	51.1%	Up from 48.8%	59.7%	59.4%
Continuing contract teachers	86.7%	Up from 86.0%	83.7%	80.0%
Teachers with emergency or provisional certificates	0.0%	No Change	0.0%	0.0%
Teachers returning from previous year	94.2%	Up from 90.4%	88.3%	85.9%
Teacher attendance rate	94.9%	Up from 94.1%	95.1%	95.1%
Average teacher salary*	\$52,140	Up 6.1%	\$47,419	\$47,149
Classes not taught by highly qualified teachers	0.0%	No Change	0.0%	0.0%
Professional development days/teacher	12.0 days	Down from 14.7 days	11.6 days	11.1 days
School				
Principal's years at school	3.0	Up from 2.0	4.0	4.0
Student-teacher ratio in core subjects	23.2 to 1	Up from 19.5 to 1	19.0 to 1	18.8 to 1
Prime instructional time	89.1%	Up from 88.6%	90.2%	90.4%
Opportunities in the arts	Good	No Change	Good	Good
SACS accreditation	Yes	No Change	Yes	Yes
Parents attending conferences	100.0%	No Change	100.0%	100.0%
Character development program	Average	No Change	Excellent	Excellent
Dollars spent per pupil**	\$8,551	Up 2.3%	\$7,360	\$7,458
Percent of expenditures for instruction**	67.4%	Down from 68.9%	67.9%	68.8%
Percent of expenditures for teacher salaries**	48.0%	Down from 63.3%	61.7%	63.2%
% of AYP objectives met	100.0%	Up from 94.1%	100.0%	100.0%

* Length of contract = 185+ days.

** Prior year audited financial data available.

EVALUATION RESULTS

	Teachers	Students*	Parents*
Number of surveys returned	44	92	71
Percent satisfied with learning environment	100.0%	96.7%	97.2%
Percent satisfied with social and physical environment	100.0%	97.8%	100.0%
Percent satisfied with school-home relations	100.0%	87.9%	90.0%

*Only students at the highest elementary school grade level at this school and their parents were included.

REPORT OF PRINCIPAL AND SCHOOL IMPROVEMENT COUNCIL

During the 2008-2009 school year, the Aynor Elementary School students and staff delivered a stellar performance. In order to continue this progress and raise our improvement rating, we utilized MAP testing and DesCartes. During the English/Language Arts block, students were grouped by achievement according to the results of the MAP assessment. Our students have excelled, and we anticipate a marked improvement. In order to accommodate our continued needs in the area of English/Language arts, we provided staff development in reading comprehension and differentiated instruction. We hired two teachers to tutor small groups of students in ELA and math. A reading specialist was employed to provide intensive one-on-one tutoring for identified students in first grade. Parent volunteers also served as one-on-one tutors for students. Our music and drama program continued to expand, offering students steel drums, African drums, recorder, chorus, and regular music education. Our students performed at many different events throughout the school year. We are very proud of the wonderful opportunities offered to our community through our music program. Two full-time curriculum specialists were available to work with teachers on designing standards-based curriculum and assessments that would raise the level of instruction for all students. During-the-day tutorial sessions were offered to students in grades K-5 who scored below grade level. Select students scoring in the higher categories participated in an online Algebra course. Our school theme, Working Together for Kids, exemplifies the positive attitude and spirit of the Aynor community and our commitment to providing a quality education for all students. W. Reggie Gasque, Principal; Tony Godsey, School Improvement Council Chair 2008-2009

Comprehensive detail, including definitions of ratings, performance criteria, and explanations of status, is available on www.ed.sc.gov and www.eoc.sc.gov as well as school and school district websites.

Printed versions are available from school districts upon request.

Abbreviations Key

N/A Not Applicable N/AV Not Available N/C Not Collected N/R Not Reported I/S Insufficient Sample TBD To be determined

NI Newly Identified CSI Continuing School Improvement CA Corrective Action RP Plan to Restructure R Restructure DELAY School Improvement Status HOLD School Improvement Status