



SC Annual School Report Card Summary

Daisy Elementary
 Horry
 Grades: PK-5 Enrollment: 578
 Principal: Dawn N Brooks
 Superintendent: Dr. Cynthia Elsberry
 Board Chair: Will Garland

PERFORMANCE

Comprehensive detail, including definitions of ratings, performance criteria, and explanations of status, is available on www.ed.sc.gov and www.eoc.sc.gov as well as school and school district websites. Printed versions are available from school districts upon request.

YEAR	ABSOLUTE RATING	GROWTH RATING	PALMETTO GOLD AND SILVER AWARD		AYP STATUS	NCLB IMPROVEMENT STATUS
			General Performance	Closing the Gap		
2009	Average	Average	TBD	TBD	Not Met	R
2008	Average	Below Average	N/A	N/A	Not Met	R
2007	Below Average	Below Average	N/A	N/A	Not Met	RP

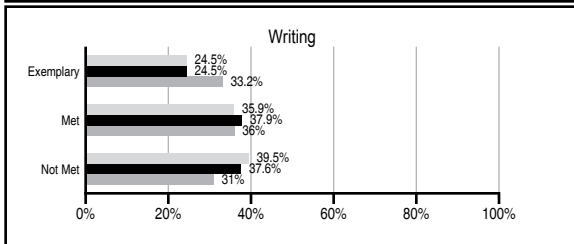
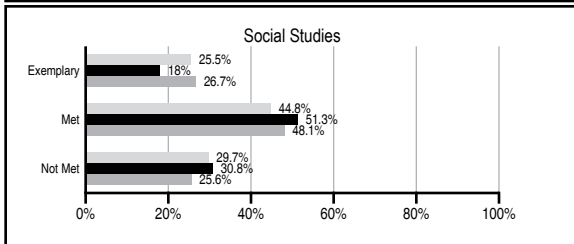
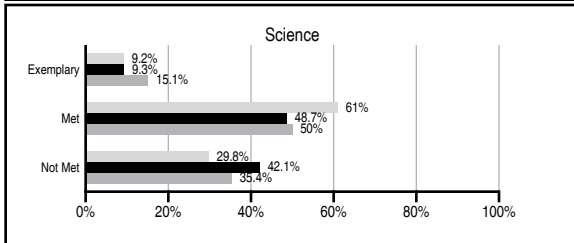
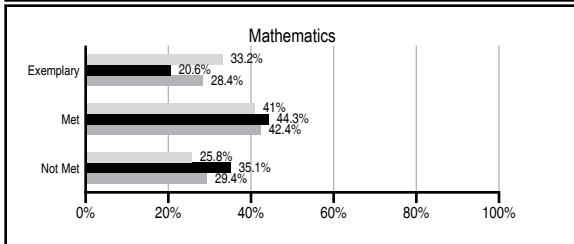
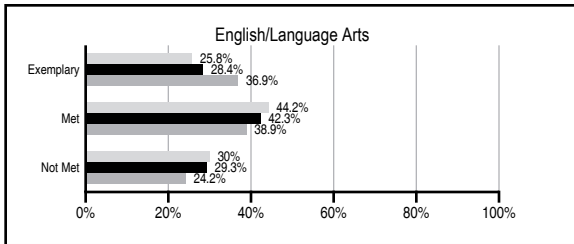
ABSOLUTE RATINGS OF ELEMENTARY SCHOOLS WITH STUDENTS LIKE OURS*

EXCELLENT	GOOD	AVERAGE	BELOW AVERAGE	AT-RISK
0	4	90	23	1

* Ratings are calculated with data available by 03/12/2010. Schools with Students Like Ours are Elementary Schools with Poverty Indices of no more than 5% above or below the index for this school.




PASS PERFORMANCE

Our School Elementary Schools with Students Like Ours Elementary schools statewide



NAEP PERFORMANCE*

* Performance reported for SC and nation, data not available at school level. Percentages at NAEP Achievement Levels.



SC PERFORMANCE GOAL

2010 Goal:
 By 2010, SC's student achievement will be ranked in the top half of the states nationally. To achieve this goal, we must become one of the fastest improving systems in the country.

2020 Vision:
 By 2020 all students will graduate with the knowledge and skills necessary to compete successfully in the global economy, participate in a democratic society and contribute positively as members of families and communities.

Abbreviations Key

N/A Not Applicable N/AV Not Available N/C Not Collected N/R Not Reported I/S Insufficient Sample TBD To be determined

NI Newly Identified CSI Continuing School Improvement CA Corrective Action RP Plan to Restructure R Restructure DELAY School Improvement Status HOLD School Improvement Status

Daisy Elementary [Horry]

SCHOOL PROFILE

	Our School	Change from Last Year	Elementary Schools with Students Like Ours	Median Elementary School
Students (n=578)				
Retention rate	3.4%	Up from 1.6%	2.5%	1.9%
Attendance rate	96.5%	Down from 98.1%	96.1%	96.3%
Eligible for gifted and talented	8.2%	Down from 11.5%	6.8%	10.0%
With disabilities other than speech	9.9%	Down from 12.0%	9.0%	7.7%
Older than usual for grade	0.0%	Down from 0.2%	0.7%	0.5%
Out-of-school suspensions or expulsions for violent and/or criminal offenses	0.0%	No Change	0.0%	0.0%
Teachers (n=46)				
Teachers with advanced degrees	30.4%	Up from 27.7%	56.7%	59.4%
Continuing contract teachers	69.6%	Up from 55.3%	77.0%	80.0%
Teachers with emergency or provisional certificates	2.4%	Down from 3.2%	0.0%	0.0%
Teachers returning from previous year	86.9%	Up from 84.4%	84.8%	85.9%
Teacher attendance rate	95.1%	Up from 94.3%	95.0%	95.1%
Average teacher salary*	\$46,324	Up 9.1%	\$46,060	\$47,149
Classes not taught by highly qualified teachers	0.0%	No Change	0.0%	0.0%
Professional development days/teacher	21.7 days	Up from 19.6 days	11.7 days	11.1 days
School				
Principal's years at school	5.5	Up from 4.5	4.0	4.0
Student-teacher ratio in core subjects	16.4 to 1	Up from 15.1 to 1	18.5 to 1	18.8 to 1
Prime instructional time	91.3%	Down from 92.2%	90.0%	90.4%
Opportunities in the arts	Good	No Change	Good	Good
SACS accreditation	Yes	No Change	Yes	Yes
Parents attending conferences	100.0%	No Change	100.0%	100.0%
Character development program	Excellent	No Change	Excellent	Excellent
Dollars spent per pupil**	\$10,090	Up 2.5%	\$7,663	\$7,458
Percent of expenditures for instruction**	66.0%	Down from 67.6%	68.0%	68.8%
Percent of expenditures for teacher salaries**	46.9%	Down from 60.0%	62.0%	63.2%
% of AYP objectives met	95.2%	Up from 94.7%	100.0%	100.0%

* Length of contract = 185+ days.

** Prior year audited financial data available.

REPORT OF PRINCIPAL AND SCHOOL IMPROVEMENT COUNCIL

Daisy Elementary's mission is to ensure that each child receives a personalized quality education where s/he are nurtured and challenged by actively engaging in meaningful standards-based teaching and learning in preparation for their future. Through the hard work of our staff and students, we have continued to ensure success for all. The 2008-09 school year completed our 15th year operating on a year-round calendar. Students in grades K-5 received daily, specially planned instruction on their level in English language arts and math. Teachers met weekly to plan and discuss ideas to enhance instruction in the classroom. Measures of Academic Progress (MAP), DIBELS, and Comprehension MAZES provided us with valuable data to better analyze children's strengths and weaknesses. Staff participated in professional development focused on the Five Big Ideas of Reading (Phonemic Awareness, Alphabetic Principle, Accuracy and Fluency, Comprehension, and Vocabulary). All teachers participated in the District's laptop computer initiative, and all have access to a SMART Board in their classroom. All teachers participated in training for Everyday Math and Reading Mastery. All children K-5 participated in Walk to Read which consists of Reading Mastery and guided reading stations on their appropriate Reading Mastery level and lexile level. Students and staff were involved in the community through Jump Rope for Heart, HTC Recycling, and Relay for Life. Approximately 150 students in attended Intersession School during the fall, winter, and spring breaks. Approximately 100 students in Grades 3-5 attended Extended Day to strengthen their ELA and math skills. Nine fifth grade students participated in a pre-algebra on-line course. Two teachers earned National Board Certification, and several are pursuing that certification. Daisy Elementary School is committed to reaching our goals, and we look forward to working with PTO, School Improvement Council, and parents to increase parental and community involvement. We are proud of the successes of our students and staff. We invite you to become an integral part of our commitment to excellence. Dawn N. Brooks, Principal; Tyler Caines, School Improvement Chairperson 2008-2009

EVALUATION RESULTS

	Teachers	Students*	Parents*
Number of surveys returned	51	65	51
Percent satisfied with learning environment	90.2%	87.3%	88.0%
Percent satisfied with social and physical environment	98.0%	87.5%	78.4%
Percent satisfied with school-home relations	88.2%	93.8%	82.0%

*Only students at the highest elementary school grade level at this school and their parents were included.

Comprehensive detail, including definitions of ratings, performance criteria, and explanations of status, is available on www.ed.sc.gov and www.eoc.sc.gov as well as school and school district websites.

Printed versions are available from school districts upon request.

Abbreviations Key

N/A Not Applicable N/AV Not Available N/C Not Collected N/R Not Reported I/S Insufficient Sample TBD To be determined
NI Newly Identified CSI Continuing School Improvement CA Corrective Action RP Plan to Restructure R Restructure DELAY School Improvement Status HOLD School Improvement Status