



# SC Annual School Report Card Summary

Forestbrook Elementary  
 Horry  
 Grades: PK-5 Enrollment: 832  
 Principal: Johnny Calder  
 Superintendent: Dr. Cynthia Elsberry  
 Board Chair: Will Garland

## PERFORMANCE

Comprehensive detail, including definitions of ratings, performance criteria, and explanations of status, is available on [www.ed.sc.gov](http://www.ed.sc.gov) and [www.eoc.sc.gov](http://www.eoc.sc.gov) as well as school and school district websites. Printed versions are available from school districts upon request.

YEAR	ABSOLUTE RATING	GROWTH RATING	PALMETTO GOLD AND SILVER AWARD		AYP STATUS	NCLB IMPROVEMENT STATUS
			General Performance	Closing the Gap		
2009	Excellent	Excellent	TBD	TBD	Met	N/A
2008	Excellent	Good	Gold	Gold	Not Met	N/A
2007	Excellent	Good	Gold	N/A	Met	N/A

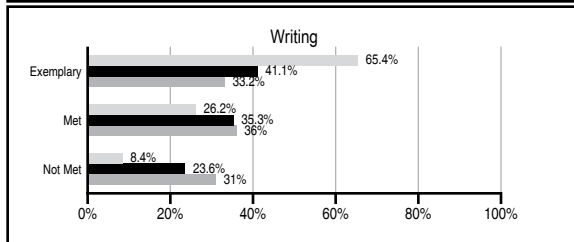
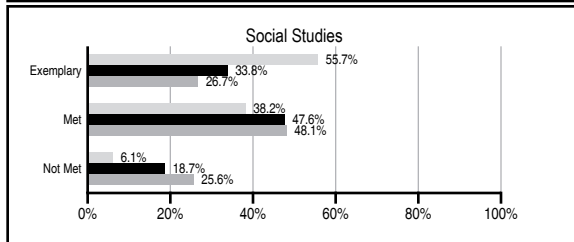
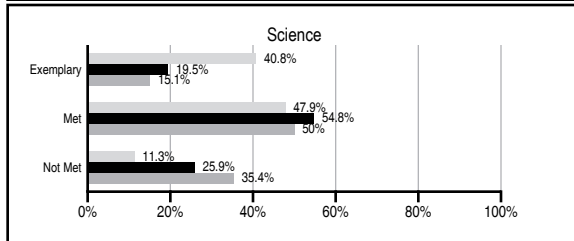
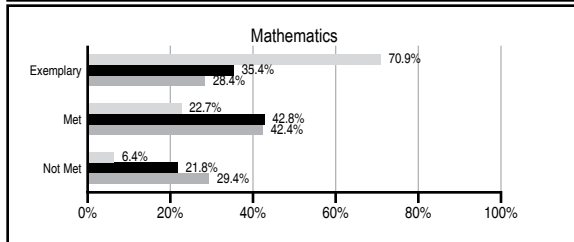
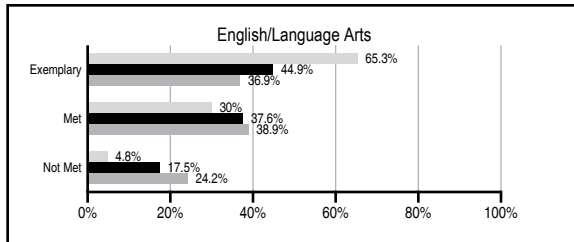
## ABSOLUTE RATINGS OF ELEMENTARY SCHOOLS WITH STUDENTS LIKE OURS\*

EXCELLENT	GOOD	AVERAGE	BELOW AVERAGE	AT-RISK
20	34	40	0	0

\* Ratings are calculated with data available by 03/12/2010. Schools with Students Like Ours are Elementary Schools with Poverty Indices of no more than 5% above or below the index for this school.




## PASS PERFORMANCE

Our School
  Elementary Schools with Students Like Ours
  Elementary schools statewide



## NAEP PERFORMANCE\*

\* Performance reported for SC and nation, data not available at school level. Percentages at NAEP Achievement Levels.



## SC PERFORMANCE GOAL

**2010 Goal:**  
 By 2010, SC's student achievement will be ranked in the top half of the states nationally. To achieve this goal, we must become one of the fastest improving systems in the country.

**2020 Vision:**  
 By 2020 all students will graduate with the knowledge and skills necessary to compete successfully in the global economy, participate in a democratic society and contribute positively as members of families and communities.

### Abbreviations Key

N/A Not Applicable N/AV Not Available N/C Not Collected N/R Not Reported I/S Insufficient Sample TBD To be determined

NI Newly Identified CSI Continuing School Improvement CA Corrective Action RP Plan to Restructure R Restructure DELAY School Improvement Status HOLD School Improvement Status

# Forestbrook Elementary [Horry]

## SCHOOL PROFILE

	Our School	Change from Last Year	Elementary Schools with Students Like Ours	Median Elementary School
<b>Students (n=832)</b>				
Retention rate	1.2%	Down from 2.1%	1.6%	1.9%
Attendance rate	96.7%	Up from 96.6%	96.4%	96.3%
Eligible for gifted and talented	22.2%	Down from 24.6%	15.1%	10.0%
With disabilities other than speech	10.2%	Down from 12.3%	7.2%	7.7%
Older than usual for grade	0.0%	No Change	0.3%	0.5%
Out-of-school suspensions or expulsions for violent and/or criminal offenses	0.0%	No Change	0.0%	0.0%
<b>Teachers (n=53)</b>				
Teachers with advanced degrees	64.2%	Up from 62.3%	61.5%	59.4%
Continuing contract teachers	92.5%	Up from 86.8%	84.0%	80.0%
Teachers with emergency or provisional certificates	0.0%	Down from 2.0%	0.0%	0.0%
Teachers returning from previous year	91.5%	Down from 92.6%	88.8%	85.9%
Teacher attendance rate	95.9%	Up from 95.7%	95.1%	95.1%
Average teacher salary*	\$53,764	Up 5.3%	\$48,384	\$47,149
Classes not taught by highly qualified teachers	0.0%	Down from 1.7%	0.0%	0.0%
Professional development days/teacher	12.5 days	Down from 22.3 days	11.4 days	11.1 days
<b>School</b>				
Principal's years at school	16.0	Up from 15.0	5.3	4.0
Student-teacher ratio in core subjects	16.7 to 1	Down from 21.6 to 1	19.4 to 1	18.8 to 1
Prime instructional time	92.2%	Up from 91.8%	90.5%	90.4%
Opportunities in the arts	Good	No Change	Good	Good
SACS accreditation	Yes	No Change	Yes	Yes
Parents attending conferences	100.0%	No Change	100.0%	100.0%
Character development program	Excellent	No Change	Excellent	Excellent
Dollars spent per pupil**	\$8,496	Up 9.7%	\$6,983	\$7,458
Percent of expenditures for instruction**	70.5%	Down from 71.4%	69.0%	68.8%
Percent of expenditures for teacher salaries**	51.4%	Down from 65.4%	61.8%	63.2%
% of AYP objectives met	100.0%	Up from 94.1%	100.0%	100.0%

\* Length of contract = 185+ days.

\*\* Prior year audited financial data available.

## REPORT OF PRINCIPAL AND SCHOOL IMPROVEMENT COUNCIL

Forestbrook Elementary School's family experienced many successes during the 2008-09 school year. We were recognized again by the State's Education Oversight Committee as a school that is Closing the Gap for historically underachieving student groups. The State Department named Forestbrook a Palmetto Gold School. Dafney Washington, a second grade teacher, was our Teacher of the Year. We also had a very successful year with our service-learning program, headed by our student council. This year alone, we provided aid to Forestbrook families experiencing difficult times, and we participated in the March of Dimes Walk, where we raised almost \$30,000, making us the state's top fundraising school and one of the top in the entire nation. The top priority at Forestbrook is academic achievement. We continue to strive towards moving each and every student to higher levels of learning. With our continued use of Measures of Academic Progress (MAP), we are able to study strengths and weaknesses of each child K-5 and chart individual courses of success. Our task is to analyze where our students showed growth, why the growth occurred, and utilize research-based curriculum and instruction decisions so all of our children are academically challenged. We must investigate what changes need to be made and where expectations were not met so that we ensure success for all students to reach their maximum potential. Last year, Forestbrook Elementary underwent renovation and construction of a new media center, multi-purpose center, computer labs, and several classrooms. The commitment of all stakeholders in the Forestbrook community has assisted in our student achievement being considerably high. We are very proud of our accomplishments and hope that you will share in our pride. Forestbrook Elementary will continue to deliver award-winning programs and a world-class curriculum that allow all students to build the foundation needed to enable them to become successful lifelong achievers. This report card is a call to action for everyone to be involved in our continuing efforts to constantly improve. Thank you for your support and for sharing the responsibility of the success of our students, of our school, and of our community. Johnny Calder, Principal; Barbara Rice, School Improvement Council Chairperson

## EVALUATION RESULTS

	Teachers	Students*	Parents*
Number of surveys returned	55	96	71
Percent satisfied with learning environment	100.0%	98.9%	98.6%
Percent satisfied with social and physical environment	98.2%	97.9%	94.4%
Percent satisfied with school-home relations	100.0%	100.0%	98.6%

\*Only students at the highest elementary school grade level at this school and their parents were included.

Comprehensive detail, including definitions of ratings, performance criteria, and explanations of status, is available on [www.ed.sc.gov](http://www.ed.sc.gov) and [www.eoc.sc.gov](http://www.eoc.sc.gov) as well as school and school district websites.

Printed versions are available from school districts upon request.

### Abbreviations Key

N/A Not Applicable N/AV Not Available N/C Not Collected N/R Not Reported I/S Insufficient Sample TBD To be determined  
 NI Newly Identified CSI Continuing School Improvement CA Corrective Action RP Plan to Restructure R Restructure DELAY School Improvement Status HOLD School Improvement Status