



# SC Annual School Report Card Summary

Forestbrook Middle  
 Horry  
 Grades: 6-8 Enrollment: 1,051  
 Principal: Margaret B. Sordian  
 Superintendent: Dr. Cynthia Elsberry  
 Board Chair: Will Garland

## PERFORMANCE

Comprehensive detail, including definitions of ratings, performance criteria, and explanations of status, is available on [www.ed.sc.gov](http://www.ed.sc.gov) and [www.eoc.sc.gov](http://www.eoc.sc.gov) as well as school and school district websites. Printed versions are available from school districts upon request.

YEAR	ABSOLUTE RATING	GROWTH RATING	PALMETTO GOLD AND SILVER AWARD		AYP STATUS	NCLB IMPROVEMENT STATUS
			General Performance	Closing the Gap		
2009	Good	Average	TBD	TBD	Not Met	N/A
2008	Good	At-Risk	N/A	N/A	Not Met	N/A
2007	Good	At-Risk	N/A	N/A	Not Met	N/A

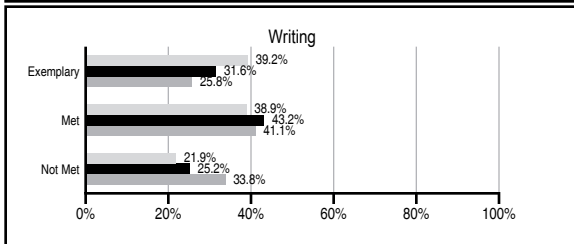
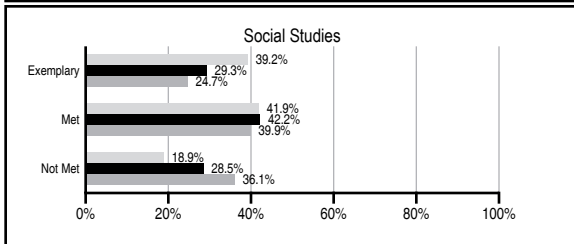
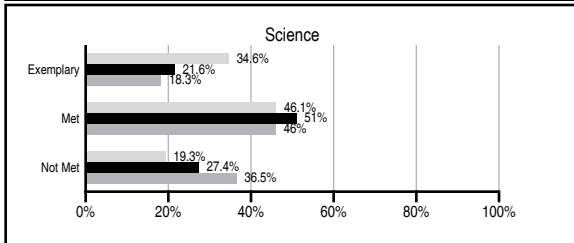
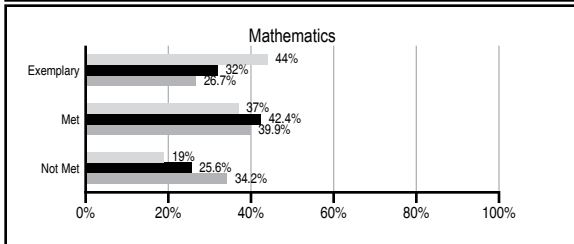
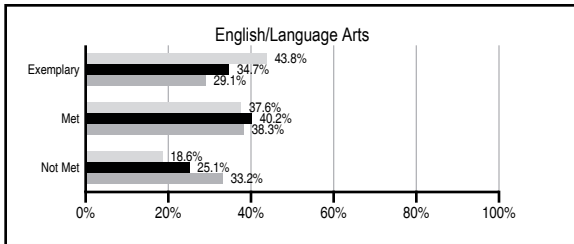
## ABSOLUTE RATINGS OF MIDDLE SCHOOLS WITH STUDENTS LIKE OURS\*

EXCELLENT	GOOD	AVERAGE	BELOW AVERAGE	AT-RISK
2	11	37	0	0

\* Ratings are calculated with data available by 03/16/2010. Schools with Students Like Ours are Middle Schools with Poverty Indices of no more than 5% above or below the index for this school.




## PASS PERFORMANCE

Our School Middle Schools with Students Like Ours Middle schools statewide



## NAEP PERFORMANCE\*

\* Performance reported for SC and nation, data not available at school level. Percentages at NAEP Achievement Levels.



## END OF COURSE TESTS - 2009

% of students scoring 70 or above on:	Our Middle School	Middle Schools with Students Like Ours
Algebra 1/Math for the Technologies 2	98.8%	97.5%
English 1	100.0%	96.9%
Physical Science	N/A	91.9%
US History and the Constitution	N/A	N/A
All Subjects	99.0%	97.1%

## SC PERFORMANCE GOAL

**2010 Goal:**  
 By 2010, SC's student achievement will be ranked in the top half of the states nationally. To achieve this goal, we must become one of the fastest improving systems in the country.

**2020 Vision:**  
 By 2020 all students will graduate with the knowledge and skills necessary to compete successfully in the global economy, participate in a democratic society and contribute positively as members of families and communities.

### Abbreviations Key

N/A Not Applicable N/AV Not Available N/C Not Collected N/R Not Reported I/S Insufficient Sample TBD To be determined  
 NI Newly Identified CSI Continuing School Improvement CA Corrective Action RP Plan to Restructure R Restructure DELAY School Improvement Status HOLD School Improvement Status

# Forestbrook Middle [Horry]

## SCHOOL PROFILE

	Our School	Change from Last Year	Middle Schools with Students Like Ours	Median Middle School
<b>Students (n=1,051)</b>				
Students enrolled in high school credit courses (grades 7 & 8)	51.7%	Down from 53.5%	21.6%	21.6%
Retention rate	0.6%	Up from 0.1%	1.1%	1.2%
Attendance rate	95.9%	Up from 95.7%	95.9%	95.9%
Eligible for gifted and talented	33.4%	Down from 35.9%	17.8%	14.8%
With disabilities other than speech	14.6%	Up from 13.0%	11.6%	12.6%
Older than usual for grade	1.0%	No Change	2.1%	2.5%
Out-of-school suspensions or expulsions for violent and/or criminal offenses	0.8%	Down from 1.2%	0.8%	0.6%
Annual dropout rate	0.0%	No Change	0.0%	0.0%
<b>Teachers (n=65)</b>				
Teachers with advanced degrees	52.3%	Up from 50.8%	57.4%	56.9%
Continuing contract teachers	80.0%	Up from 76.2%	75.9%	72.7%
Teachers with emergency or provisional certificates	6.6%	Down from 8.2%	4.4%	5.3%
Teachers returning from previous year	90.4%	Up from 85.9%	85.3%	82.9%
Teacher attendance rate	94.6%	Up from 93.1%	95.1%	95.2%
Average teacher salary*	\$51,085	Up 4.0%	\$47,084	\$46,599
Classes not taught by highly qualified teachers	0.8%	Up from 0.0%	0.8%	2.4%
Professional development days/teacher	19.8 days	Up from 17.6 days	10.6 days	10.8 days
<b>School</b>				
Principal's years at school	2.0	Up from 1.0	4.0	3.0
Student-teacher ratio in core subjects	21.8 to 1	Down from 24.0 to 1	21.9 to 1	20.1 to 1
Prime instructional time	89.3%	Up from 87.2%	89.8%	89.9%
Opportunities in the arts	Excellent	No Change	Good	Good
SACS accreditation	Yes	No Change	Yes	Yes
Parents attending conferences	100.0%	No Change	98.7%	97.8%
Character development program	Good	Up from Average	Good	Good
Dollars spent per pupil**	\$7,648	Up 11.0%	\$6,934	\$7,645
Percent of expenditures for instruction**	65.3%	Down from 67.6%	63.8%	63.4%
Percent of expenditures for teacher salaries**	46.8%	Down from 62.2%	57.7%	57.0%
% of AYP objectives met	93.1%	Up from 72.4%	91.3%	90.5%

\* Length of contract = 185+ days.

\*\* Prior year audited financial data available.

## REPORT OF PRINCIPAL AND SCHOOL IMPROVEMENT COUNCIL

Forestbrook Middle School is a school committed to excellence in education! We provide an encouraging, supportive, and safe environment for all students. Our curriculum offers a strong, rigorous, yet flexible program of study that creates a smooth transition for young adolescents between elementary school and high school. Individual student progress is monitored regularly to ensure that each student's academic, social, emotional, and career needs are being met. Our master schedule includes opportunities for independent reading practice as well as enrichment and enhancement of academic skills. Professional development training offered at the school, state, and national levels are well attended by our faculty and staff. Eight of our teachers have received the honor of being recognized as Nationally Board Certified teachers. Faculty and staff members actively participate in professional book studies throughout the year. Many of our students have achieved recognition for both performing arts and academic accomplishments. This year's accomplishments include 3 John Hopkins Scholars, 60 SC Junior Scholars, 10 Duke TIP Scholars, 31 Explore Scholars, 94 students selected for Cognitive Abilities Testing for eligibility for gifted and talented services, 195 Junior Beta Club Students, 269 students qualified to take the PSAT & SAT exams, 31 Little Philosophers International Peace Prize winners, 3 Regional Inspire Your Career & Develop Your Dreams writers, 1 student selected for Young Author's Institute Coastal Area Writing Project, 4th Place State Mock Trial Competition, 33 All County Orchestra participants, 20 All County Band participants, 8 Regional Band participants, and 7 All County Chorus participants. Forestbrook Middle School continues to be a school where students learn, grow, mature, and succeed! Our students, faculty, staff, parents, PTO, School Improvement Council members, and community members are committed to promoting academic achievement and recognizing excellence in education by acknowledging the dedication and hard work of all stakeholders. Thank you for your continued support! Margaret B. Sordian, Principal; Kelli Wadsten and Jeanne Guest, SIC Co-Chairpersons

## EVALUATION RESULTS

	Teachers	Students*	Parents*
Number of surveys returned	69	316	152
Percent satisfied with learning environment	82.6%	74.4%	84.0%
Percent satisfied with social and physical environment	92.8%	78.2%	84.8%
Percent satisfied with school-home relations	85.1%	82.7%	75.7%

\*Only students at the highest middle school grade level at this school and their parents were included.

Comprehensive detail, including definitions of ratings, performance criteria, and explanations of status, is available on [www.ed.sc.gov](http://www.ed.sc.gov) and [www.eoc.sc.gov](http://www.eoc.sc.gov) as well as school and school district websites.

Printed versions are available from school districts upon request.

### Abbreviations Key

N/A Not Applicable N/AV Not Available N/C Not Collected N/R Not Reported I/S Insufficient Sample TBD To be determined

NI Newly Identified CSI Continuing School Improvement CA Corrective Action RP Plan to Restructure R Restructure DELAY School Improvement Status HOLD School Improvement Status