



# SC Annual School Report Card Summary

Green Sea Floyds Elementary  
 Horry  
 Grades: PK-5 Enrollment: 635  
 Principal: Shirley H. Huggins  
 Superintendent: Dr. Cynthia Elsberry  
 Board Chair: Will Garland

## PERFORMANCE

Comprehensive detail, including definitions of ratings, performance criteria, and explanations of status, is available on [www.ed.sc.gov](http://www.ed.sc.gov) and [www.eoc.sc.gov](http://www.eoc.sc.gov) as well as school and school district websites. Printed versions are available from school districts upon request.

YEAR	ABSOLUTE RATING	GROWTH RATING	PALMETTO GOLD AND SILVER AWARD		AYP STATUS	NCLB IMPROVEMENT STATUS
			General Performance	Closing the Gap		
2009	Good	Average	TBD	TBD	Met	CSI-HOLD
2008	Average	Below Average	N/A	N/A	Not Met	CSI-HOLD
2007	Average	Average	N/A	N/A	Not Met	CSI

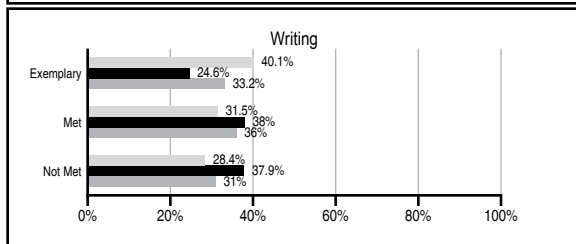
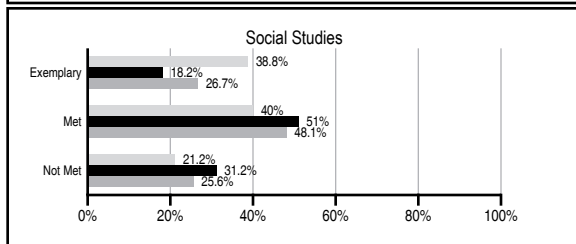
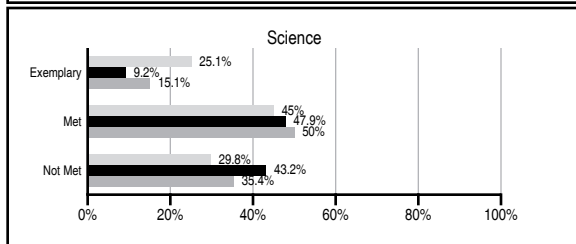
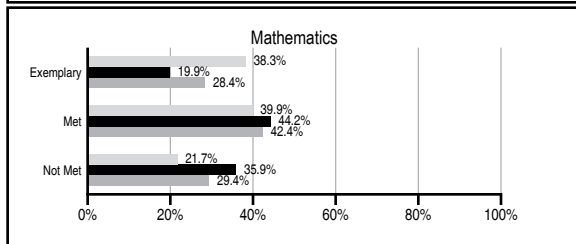
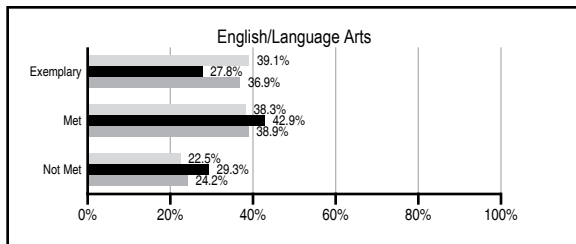
## ABSOLUTE RATINGS OF ELEMENTARY SCHOOLS WITH STUDENTS LIKE OURS\*

EXCELLENT	GOOD	AVERAGE	BELOW AVERAGE	AT-RISK
0	5	82	29	3

\* Ratings are calculated with data available by 03/12/2010. Schools with Students Like Ours are Elementary Schools with Poverty Indices of no more than 5% above or below the index for this school.




## PASS PERFORMANCE

Our School  
 Elementary Schools with Students Like Ours  
 Elementary schools statewide



## NAEP PERFORMANCE\*

\* Performance reported for SC and nation, data not available at school level. Percentages at NAEP Achievement Levels.



## SC PERFORMANCE GOAL

**2010 Goal:**  
 By 2010, SC's student achievement will be ranked in the top half of the states nationally. To achieve this goal, we must become one of the fastest improving systems in the country.

**2020 Vision:**  
 By 2020 all students will graduate with the knowledge and skills necessary to compete successfully in the global economy, participate in a democratic society and contribute positively as members of families and communities.

### Abbreviations Key

N/A Not Applicable N/AV Not Available N/C Not Collected N/R Not Reported I/S Insufficient Sample TBD To be determined

NI Newly Identified CSI Continuing School Improvement CA Corrective Action RP Plan to Restructure R Restructure DELAY School Improvement Status HOLD School Improvement Status

# Green Sea Floyds Elementary [Horry]

## SCHOOL PROFILE

	Our School	Change from Last Year	Elementary Schools with Students Like Ours	Median Elementary School
<b>Students (n=635)</b>				
Retention rate	2.0%	Down from 2.6%	2.5%	1.9%
Attendance rate	95.7%	Up from 95.5%	96.0%	96.3%
Eligible for gifted and talented	11.8%	Down from 13.4%	6.2%	10.0%
With disabilities other than speech	11.3%	Up from 10.1%	9.0%	7.7%
Older than usual for grade	0.4%	No Change	0.7%	0.5%
Out-of-school suspensions or expulsions for violent and/or criminal offenses	0.2%	Down from 1.1%	0.0%	0.0%
<b>Teachers (n=54)</b>				
Teachers with advanced degrees	24.1%	Up from 23.5%	57.1%	59.4%
Continuing contract teachers	63.0%	Up from 56.9%	76.5%	80.0%
Teachers with emergency or provisional certificates	2.3%	Down from 2.7%	0.0%	0.0%
Teachers returning from previous year	84.7%	Up from 83.8%	84.5%	85.9%
Teacher attendance rate	94.4%	Up from 93.5%	95.0%	95.1%
Average teacher salary*	\$44,194	Up 3.4%	\$46,058	\$47,149
Classes not taught by highly qualified teachers	0.0%	Down from 1.9%	0.0%	0.0%
Professional development days/teacher	19.3 days	Down from 20.4 days	12.1 days	11.1 days
<b>School</b>				
Principal's years at school	25.0	Up from 24.0	4.0	4.0
Student-teacher ratio in core subjects	17.6 to 1	Up from 17.0 to 1	18.0 to 1	18.8 to 1
Prime instructional time	87.9%	Up from 85.5%	89.9%	90.4%
Opportunities in the arts	Good	No Change	Good	Good
SACS accreditation	Yes	No Change	Yes	Yes
Parents attending conferences	100.0%	No Change	100.0%	100.0%
Character development program	Excellent	No Change	Excellent	Excellent
Dollars spent per pupil**	\$9,429	Up 14.4%	\$7,733	\$7,458
Percent of expenditures for instruction**	65.2%	Down from 67.4%	68.1%	68.8%
Percent of expenditures for teacher salaries**	46.1%	Down from 62.3%	62.4%	63.2%
% of AYP objectives met	100.0%	Up from 95.0%	100.0%	100.0%

\* Length of contract = 185+ days.

\*\* Prior year audited financial data available.

## REPORT OF PRINCIPAL AND SCHOOL IMPROVEMENT COUNCIL

Green Sea Floyds Elementary has embarked on a journey to become a premier school in our county, state, and nation. Our emphasis on improving student achievement is a top priority in our school – along with maintaining an effective, safe, learning environment for all the students. Literacy has become a priority focus for the past two years. We have implemented many initiatives to improve our reading achievement through researched-based instructional strategies to help us close the reading gap. To measure our students' progress on reading, we have used Measuring Academic Progress (MAP) tests in grades 1-5 and DIBELS in kindergarten. From these assessments, students' scores reveal the levels of functioning. Our school was selected to participate in the CORE Reading Program which has provided an on-site consultant who has provided intensive professional development for our staff. Another new initiative is the Imagine It! phonics program. This program provides students with a strong phonics background essential in an effective reading program. Behind our success is the continued implementation of Positive Behavior Intervention Support (PBIS). It has been a banner year for students who received a Gold, Silver, or Bronze award for following the school-wide discipline matrix on Respect, Responsibility, and Relationships. Parents have been actively involved in our school through PTA, SIC, volunteering, mentoring, and serving on the Title I committees. The family school coordinator offered many parenting workshops and a six week program "Active Parenting." We received a \$3000 media center grant to enhance our family literacy nights. The PTA provided funding to offset field trip cost and have purchased SMART Boards. Also, community service learning projects were completed through the Student Council, physical education department, and gifted and talented program. As we continue boarding "The Learning Train," our theme for the year, we will continue our destination of becoming a premier school through learning stations, intensive reading instruction, and expanding Compass Learning to ensure that ALL students become proficient readers. Shirley Huggins, Principal; Zimmie Washington, SIC Chair

## EVALUATION RESULTS

	Teachers	Students*	Parents*
Number of surveys returned	48	71	31
Percent satisfied with learning environment	91.7%	81.4%	80.6%
Percent satisfied with social and physical environment	97.9%	77.5%	83.9%
Percent satisfied with school-home relations	68.8%	85.9%	80.6%

\*Only students at the highest elementary school grade level at this school and their parents were included.

Comprehensive detail, including definitions of ratings, performance criteria, and explanations of status, is available on [www.ed.sc.gov](http://www.ed.sc.gov) and [www.eoc.sc.gov](http://www.eoc.sc.gov) as well as school and school district websites.

Printed versions are available from school districts upon request.

### Abbreviations Key

N/A Not Applicable N/AV Not Available N/C Not Collected N/R Not Reported I/S Insufficient Sample TBD To be determined  
 NI Newly Identified CSI Continuing School Improvement CA Corrective Action RP Plan to Restructure R Restructure DELAY School Improvement Status HOLD School Improvement Status