



SC Annual School Report Card Summary

Green Sea Floyds High
 Horry
 Grades: 6-12 Enrollment: 664
 Principal: R.L. "Chip" Hennecy, Jr., Ed.D.
 Superintendent: Dr. Cynthia Elsberry
 Board Chair: Will Garland

PERFORMANCE

Comprehensive detail, including definitions of ratings, performance criteria, and explanations of status, is available on www.ed.sc.gov and www.eoc.sc.gov as well as school and school district websites. Printed versions are available from school districts upon request.

YEAR	ABSOLUTE RATING	GROWTH RATING	PALMETTO GOLD AND SILVER AWARD		AYP STATUS	NCLB IMPROVEMENT STATUS
			General Performance	Closing the Gap		
2009	Average	Average	TBD	TBD	Not Met	N/A
2008	Below Average	At-Risk	Gold	Gold	Not Met	N/A
2007	Below Average	At-Risk	N/A	N/A	Not Met	N/A

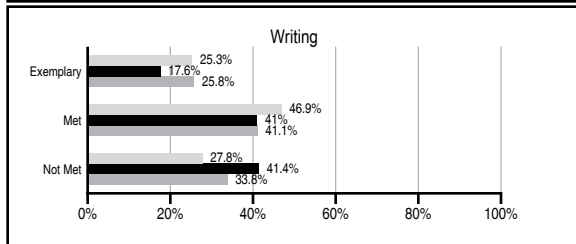
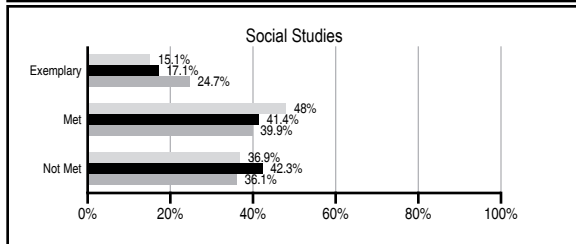
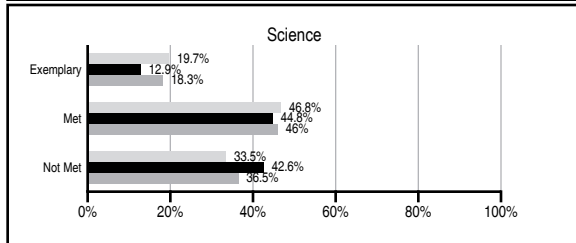
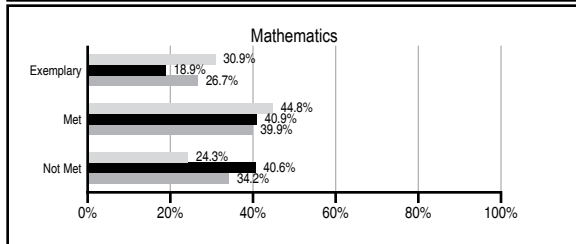
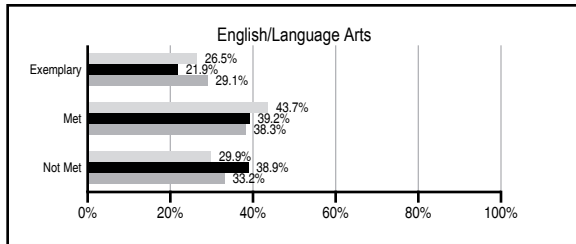
ABSOLUTE RATINGS OF MIDDLE SCHOOLS WITH STUDENTS LIKE OURS*

EXCELLENT	GOOD	AVERAGE	BELOW AVERAGE	AT-RISK
0	0	25	15	3

* Ratings are calculated with data available by 03/16/2010. Schools with Students Like Ours are Middle Schools with Poverty Indices of no more than 5% above or below the index for this school.

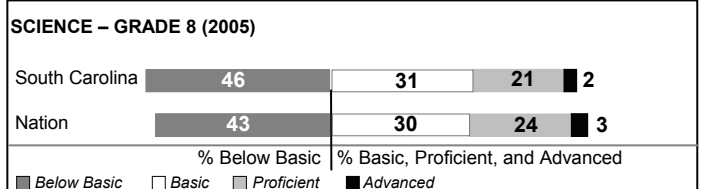

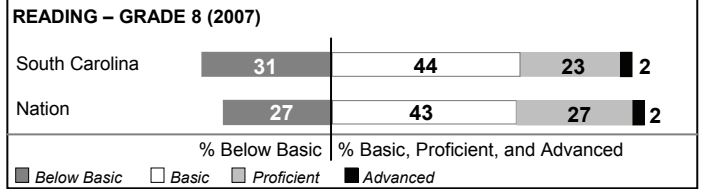
PASS PERFORMANCE

Our School Middle Schools with Students Like Ours Middle schools statewide



NAEP PERFORMANCE*

* Performance reported for SC and nation, data not available at school level. Percentages at NAEP Achievement Levels.



END OF COURSE TESTS - 2009

% of students scoring 70 or above on:	Our Middle School	Middle Schools with Students Like Ours
Algebra 1/Math for the Technologies 2	100.0%	91.2%
English 1	N/A	89.5%
Physical Science	N/A	94.8%
US History and the Constitution	N/A	N/A
All Subjects	100.0%	91.0%

SC PERFORMANCE GOAL

2010 Goal:
 By 2010, SC's student achievement will be ranked in the top half of the states nationally. To achieve this goal, we must become one of the fastest improving systems in the country.

2020 Vision:
 By 2020 all students will graduate with the knowledge and skills necessary to compete successfully in the global economy, participate in a democratic society and contribute positively as members of families and communities.

Abbreviations Key

N/A Not Applicable N/AV Not Available N/C Not Collected N/R Not Reported I/S Insufficient Sample TBD To be determined
 NI Newly Identified CSI Continuing School Improvement CA Corrective Action RP Plan to Restructure R Restructure DELAY School Improvement Status HOLD School Improvement Status

Green Sea Floyds High [Horry]

SCHOOL PROFILE

	Our School	Change from Last Year	Middle Schools with Students Like Ours	Median Middle School
Students (n=664)				
Students enrolled in high school credit courses (grades 7 & 8)	14.9%	Down from 15.8%	18.5%	21.6%
Retention rate	3.1%	Up from 1.7%	1.8%	1.2%
Attendance rate	95.7%	Down from 96.0%	95.4%	95.9%
Eligible for gifted and talented	20.5%	Down from 22.5%	10.6%	14.8%
With disabilities other than speech	18.4%	Down from 18.6%	15.3%	12.6%
Older than usual for grade	6.3%	Up from 5.7%	4.0%	2.5%
Out-of-school suspensions or expulsions for violent and/or criminal offenses	2.1%	Down from 4.0%	1.1%	0.6%
Annual dropout rate	0.9%	No Change	0.0%	0.0%
Teachers (n=53)				
Teachers with advanced degrees	50.9%	Up from 49.0%	57.0%	56.9%
Continuing contract teachers	81.1%	Up from 74.5%	68.2%	72.7%
Teachers with emergency or provisional certificates	3.8%	Down from 8.3%	9.0%	5.3%
Teachers returning from previous year	88.7%	Down from 88.9%	78.5%	82.9%
Teacher attendance rate	93.8%	No Change	95.3%	95.2%
Average teacher salary*	\$53,803	Up 5.6%	\$46,013	\$46,599
Classes not taught by highly qualified teachers	3.4%	Down from 5.4%	3.7%	2.4%
Professional development days/teacher	12.4 days	Up from 9.9 days	12.0 days	10.8 days
School				
Principal's years at school	2.0	Up from 1.0	3.0	3.0
Student-teacher ratio in core subjects	16.9 to 1	Down from 21.6 to 1	19.1 to 1	20.1 to 1
Prime instructional time	87.7%	Down from 88.0%	89.9%	89.9%
Opportunities in the arts	Excellent	No Change	Good	Good
SACS accreditation	Yes	No Change	Yes	Yes
Parents attending conferences	79.2%	Down from 100.0%	97.7%	97.8%
Character development program	Good	Up from Average	Good	Good
Dollars spent per pupil**	\$11,891	Up 3.9%	\$8,138	\$7,645
Percent of expenditures for instruction**	58.6%	Up from 58.3%	62.6%	63.4%
Percent of expenditures for teacher salaries**	42.3%	Down from 52.9%	55.2%	57.0%
% of AYP objectives met	84.6%	Down from 88.2%	90.5%	90.5%

* Length of contract = 185+ days.

** Prior year audited financial data available.

REPORT OF PRINCIPAL AND SCHOOL IMPROVEMENT COUNCIL

Green Sea Floyds High School made significant strides in the 2008-09 school year. Our senior class of ninety-one graduates accumulated an impressive \$1,118,546 in scholarships including 21 LIFE, one HOPE, two Palmetto Fellows, and various other accolades. Our graduating class has a multitude of aspirations which range from attending two-year colleges (43%), attending a four year college (29%), seeking immediate employment (15%), and joining the armed forces (13%). The administration, teachers, and staff worked diligently to ensure that our students are properly prepared to compete in a global society. In doing so, teachers utilized Measures of Academic Progress (MAP) data to drive instruction addressing student weaknesses while capitalizing on their strengths. Middle school students made impressive gains on MAP assessments which indicate future academic success. Additionally, all ninth and tenth grade students were served in yearlong English and math classes in an effort to afford them daily, intensive, and explicit standards based instruction to fully prepare them for high stakes assessments such as HSAP and EOC. The US News and World Report recognized GSFHS as one of "America's Best High Schools." During this year, several students participated in a cutting edge online web design course. Our girls' tennis team won the lower state championship for the second consecutive year, and two seniors signed to play baseball at the collegiate level. Failure is not an option: Believe, Achieve, Succeed. These words emanate within the halls of Green Sea Floyds High School. Our continuous goals involve increasing graduation rates and improving student achievement and attendance. The administration, staff, students, and community worked diligently to make 2008-09 a successful year, and everyone anticipates significant accomplishments in the 2009-10 school year. R.L. "Chip" Hennecy, Jr. Ed.D., Principal; Sherry Worley, School Improvement Council Chairperson

EVALUATION RESULTS

	Teachers	Students*	Parents*
Number of surveys returned	52	89	89
Percent satisfied with learning environment	94.2%	77.3%	84.3%
Percent satisfied with social and physical environment	96.0%	81.8%	77.5%
Percent satisfied with school-home relations	75.0%	84.1%	75.9%

*Only students at the highest middle school grade level at this school and their parents were included.

Comprehensive detail, including definitions of ratings, performance criteria, and explanations of status, is available on www.ed.sc.gov and www.eoc.sc.gov as well as school and school district websites.

Printed versions are available from school districts upon request.

Abbreviations Key

N/A Not Applicable N/AV Not Available N/C Not Collected N/R Not Reported I/S Insufficient Sample TBD To be determined

NI Newly Identified CSI Continuing School Improvement CA Corrective Action RP Plan to Restructure R Restructure DELAY School Improvement Status HOLD School Improvement Status