



# SC Annual School Report Card Summary

Lakewood Elementary

Horry

Grades: PK-5

Enrollment: 748

Principal: Tom Rex

Superintendent: Dr. Cynthia Elsberry

Board Chair: Will Garland

## PERFORMANCE

Comprehensive detail, including definitions of ratings, performance criteria, and explanations of status, is available on [www.ed.sc.gov](http://www.ed.sc.gov) and [www.eoc.sc.gov](http://www.eoc.sc.gov) as well as school and school district websites. Printed versions are available from school districts upon request.

YEAR	ABSOLUTE RATING	GROWTH RATING	PALMETTO GOLD AND SILVER AWARD		AYP STATUS	NCLB IMPROVEMENT STATUS
			General Performance	Closing the Gap		
2009	Excellent	Excellent	TBD	TBD	Met	N/A
2008	Excellent	Excellent	Gold	Gold	Not Met	N/A
2007	Excellent	Good	Gold	N/A	Met	N/A

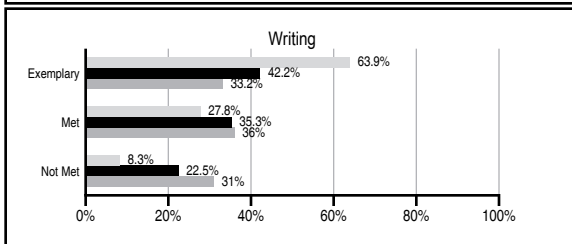
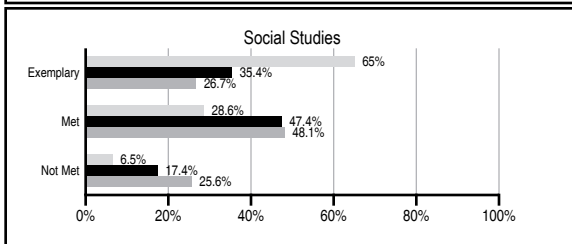
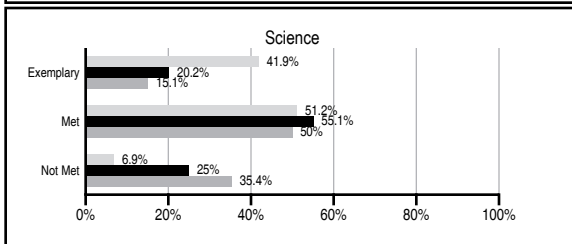
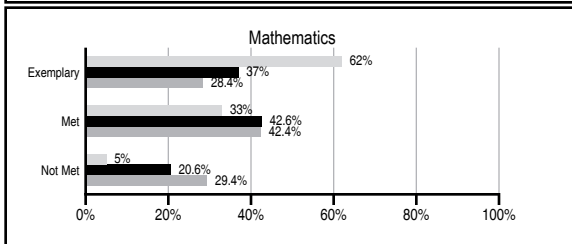
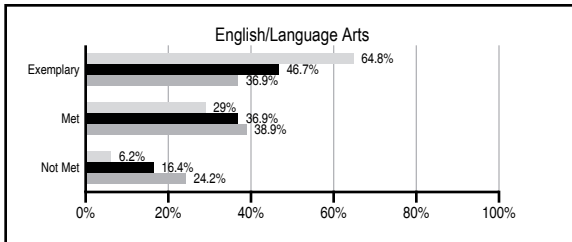
## ABSOLUTE RATINGS OF ELEMENTARY SCHOOLS WITH STUDENTS LIKE OURS\*

EXCELLENT	GOOD	AVERAGE	BELOW AVERAGE	AT-RISK
18	34	21	0	0

\* Ratings are calculated with data available by 03/12/2010. Schools with Students Like Ours are Elementary Schools with Poverty Indices of no more than 5% above or below the index for this school.




## PASS PERFORMANCE

Our School
  Elementary Schools with Students Like Ours
  Elementary schools statewide



## NAEP PERFORMANCE\*

\* Performance reported for SC and nation, data not available at school level. Percentages at NAEP Achievement Levels.



## SC PERFORMANCE GOAL

2010 Goal:

By 2010, SC's student achievement will be ranked in the top half of the states nationally. To achieve this goal, we must become one of the fastest improving systems in the country.

2020 Vision:

By 2020 all students will graduate with the knowledge and skills necessary to compete successfully in the global economy, participate in a democratic society and contribute positively as members of families and communities.

### Abbreviations Key

N/A Not Applicable N/AV Not Available N/C Not Collected N/R Not Reported I/S Insufficient Sample TBD To be determined

NI Newly Identified CSI Continuing School Improvement CA Corrective Action RP Plan to Restructure R Restructure DELAY School Improvement Status HOLD School Improvement Status

# Lakewood Elementary [Horry]

## SCHOOL PROFILE

	Our School	Change from Last Year	Elementary Schools with Students Like Ours	Median Elementary School
<b>Students (n=748)</b>				
Retention rate	1.9%	Up from 1.5%	1.4%	1.9%
Attendance rate	96.7%	No Change	96.6%	96.3%
Eligible for gifted and talented	24.4%	Down from 28.9%	15.8%	10.0%
With disabilities other than speech	7.3%	Down from 7.4%	6.7%	7.7%
Older than usual for grade	1.2%	Up from 0.5%	0.3%	0.5%
Out-of-school suspensions or expulsions for violent and/or criminal offenses	0.0%	No Change	0.0%	0.0%
<b>Teachers (n=49)</b>				
Teachers with advanced degrees	51.0%	Up from 49.0%	61.1%	59.4%
Continuing contract teachers	87.8%	Up from 81.6%	83.6%	80.0%
Teachers with emergency or provisional certificates	0.0%	No Change	0.0%	0.0%
Teachers returning from previous year	94.7%	Up from 93.3%	86.0%	85.9%
Teacher attendance rate	94.4%	Up from 94.3%	95.1%	95.1%
Average teacher salary*	\$51,704	Up 6.6%	\$48,178	\$47,149
Classes not taught by highly qualified teachers	0.0%	Down from 2.4%	0.0%	0.0%
Professional development days/teacher	15.9 days	Up from 15.4 days	11.3 days	11.1 days
<b>School</b>				
Principal's years at school	8.0	Up from 7.0	4.0	4.0
Student-teacher ratio in core subjects	20.7 to 1	Up from 19.6 to 1	19.3 to 1	18.8 to 1
Prime instructional time	90.5%	Up from 89.8%	90.4%	90.4%
Opportunities in the arts	Good	No Change	Good	Good
SACS accreditation	Yes	No Change	Yes	Yes
Parents attending conferences	100.0%	Up from 99.4%	100.0%	100.0%
Character development program	Excellent	No Change	Excellent	Excellent
Dollars spent per pupil**	\$8,054	Up 17.5%	\$6,861	\$7,458
Percent of expenditures for instruction**	70.3%	Up from 69.8%	69.7%	68.8%
Percent of expenditures for teacher salaries**	50.7%	Down from 65.1%	61.9%	63.2%
% of AYP objectives met	100.0%	Up from 94.1%	100.0%	100.0%

\* Length of contract = 185+ days.

\*\* Prior year audited financial data available.

## REPORT OF PRINCIPAL AND SCHOOL IMPROVEMENT COUNCIL

2008-09 was a year of continued high achievement and academic success for Lakewood Elementary School. Instructional strategies instrumental in reaching our goals include focus lessons, common planning time across grade levels, MAP testing with diagnostic study, instructional monitoring with regular administrative classroom visits, and interventions by Coastal Carolina University students with identified at-risk students. Our PTA and volunteers continue to provide dedicated personalized assistance to our students as well as funding support for instructional resources. Lakewood has a very active volunteer program whose members work one-on-one or in small groups with students on literacy and numeracy. The school improvement council is an integral part of ensuring that we meet our mission and goals. We are proud of many programs, initiatives, and achievements earned this past year. Lakewood was again recognized by the S.C. Education Oversight Committee as a school that is Closing the Gap for historically underachieving student groups. We were a repeat recipient of the Gold Award for Academic Performance by the State Department of Education. Our school remains a recognized Red Carpet School. Lakewood also is a featured school in the state sponsored Palmetto Gold Awards Showcase. Lakewood was a grand prizewinner of the Horry County Solid Waste Authority recycling initiative and was also honored at a Partnership Celebration Luncheon recognizing our school as an outdoor education partner in conjunction with The Clemson University Youth Learning Institute. Lakewood has a major renovation and new construction-building program. Once complete, our school will have an enrollment capacity of 1,050 students! Lakewood Elementary School is committed to academic excellence and involves parents and community members in the decision making through an active PTA and School Improvement Council. Data analysis, diagnostic testing, and instructional best practices provide the necessary ingredients to keep Lakewood growing academically. The Lakewood Family enthusiastically celebrates each child's progress on the continuum of learning! Tom Rex, Principal Wendy Lane; School Improvement Council Chairperson

## EVALUATION RESULTS

	Teachers	Students*	Parents*
Number of surveys returned	56	105	101
Percent satisfied with learning environment	100.0%	95.2%	98.0%
Percent satisfied with social and physical environment	100.0%	95.2%	100.0%
Percent satisfied with school-home relations	100.0%	94.3%	97.0%

\*Only students at the highest elementary school grade level at this school and their parents were included.

Comprehensive detail, including definitions of ratings, performance criteria, and explanations of status, is available on [www.ed.sc.gov](http://www.ed.sc.gov) and [www.eoc.sc.gov](http://www.eoc.sc.gov) as well as school and school district websites.

Printed versions are available from school districts upon request.

### Abbreviations Key

N/A Not Applicable N/AV Not Available N/C Not Collected N/R Not Reported I/S Insufficient Sample TBD To be determined  
NI Newly Identified CSI Continuing School Improvement CA Corrective Action RP Plan to Restructure R Restructure DELAY School Improvement Status HOLD School Improvement Status