



# SC Annual School Report Card Summary

North Myrtle Beach Intermediate  
 Horry  
 Grades: 4-5 Enrollment: 666  
 Principal: Michelle Greene-Graham  
 Superintendent: Dr. Cynthia Elsberry  
 Board Chair: Will Garland

## PERFORMANCE

Comprehensive detail, including definitions of ratings, performance criteria, and explanations of status, is available on [www.ed.sc.gov](http://www.ed.sc.gov) and [www.eoc.sc.gov](http://www.eoc.sc.gov) as well as school and school district websites. Printed versions are available from school districts upon request.

YEAR	ABSOLUTE RATING	GROWTH RATING	PALMETTO GOLD AND SILVER AWARD		AYP STATUS	NCLB IMPROVEMENT STATUS
			General Performance	Closing the Gap		
2009	Good	Average	TBD	TBD	Not Met	N/A
2008	Average	Below Average	N/A	N/A	Not Met	N/A
2007	Good	Below Average	N/A	N/A	Not Met	NI

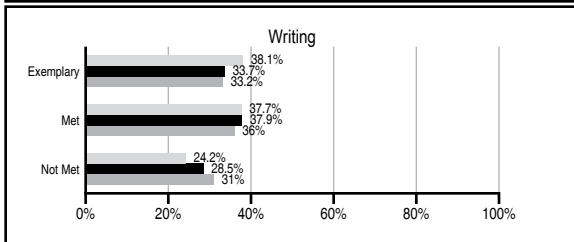
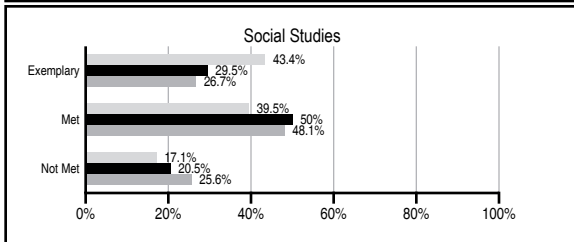
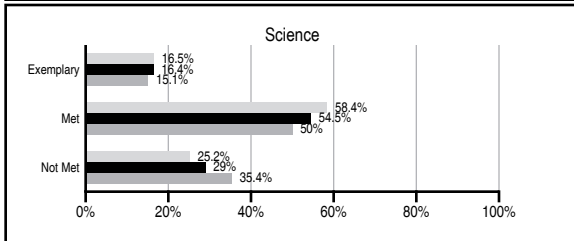
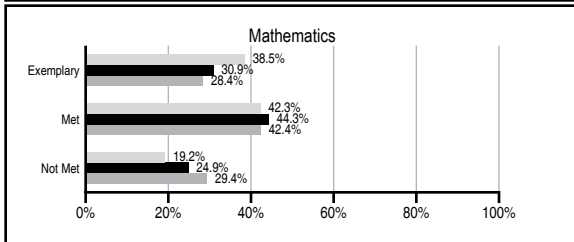
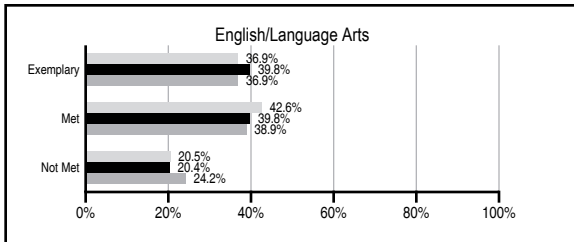
## ABSOLUTE RATINGS OF ELEMENTARY SCHOOLS WITH STUDENTS LIKE OURS\*

EXCELLENT	GOOD	AVERAGE	BELOW AVERAGE	AT-RISK
6	29	54	2	0

\* Ratings are calculated with data available by 03/12/2010. Schools with Students Like Ours are Elementary Schools with Poverty Indices of no more than 5% above or below the index for this school.




## PASS PERFORMANCE

Our School
  Elementary Schools with Students Like Ours
  Elementary schools statewide



## NAEP PERFORMANCE\*

\* Performance reported for SC and nation, data not available at school level. Percentages at NAEP Achievement Levels.



## SC PERFORMANCE GOAL

**2010 Goal:**  
 By 2010, SC's student achievement will be ranked in the top half of the states nationally. To achieve this goal, we must become one of the fastest improving systems in the country.

**2020 Vision:**  
 By 2020 all students will graduate with the knowledge and skills necessary to compete successfully in the global economy, participate in a democratic society and contribute positively as members of families and communities.

### Abbreviations Key

N/A Not Applicable N/AV Not Available N/C Not Collected N/R Not Reported I/S Insufficient Sample TBD To be determined

NI Newly Identified CSI Continuing School Improvement CA Corrective Action RP Plan to Restructure R Restructure DELAY School Improvement Status HOLD School Improvement Status

# North Myrtle Beach Intermediate [Horry]

## SCHOOL PROFILE

	Our School	Change from Last Year	Elementary Schools with Students Like Ours	Median Elementary School
<b>Students (n=666)</b>				
Retention rate	0.2%	Down from 0.6%	1.9%	1.9%
Attendance rate	96.1%	Down from 96.4%	96.2%	96.3%
Eligible for gifted and talented	19.1%	Down from 21.3%	11.1%	10.0%
With disabilities other than speech	11.1%	Up from 10.9%	8.7%	7.7%
Older than usual for grade	0.6%	No Change	0.4%	0.5%
Out-of-school suspensions or expulsions for violent and/or criminal offenses	0.0%	Down from 0.3%	0.0%	0.0%
<b>Teachers (n=41)</b>				
Teachers with advanced degrees	41.5%	Down from 43.2%	59.0%	59.4%
Continuing contract teachers	75.6%	Down from 83.8%	84.4%	80.0%
Teachers with emergency or provisional certificates	0.0%	No Change	0.0%	0.0%
Teachers returning from previous year	86.1%	Down from 88.0%	86.4%	85.9%
Teacher attendance rate	94.8%	Down from 95.5%	95.3%	95.1%
Average teacher salary*	\$49,776	Up 3.1%	\$46,874	\$47,149
Classes not taught by highly qualified teachers	1.6%	No Change	0.0%	0.0%
Professional development days/teacher	17.8 days	Up from 13.5 days	11.6 days	11.1 days
<b>School</b>				
Principal's years at school	3.0	Up from 2.0	4.0	4.0
Student-teacher ratio in core subjects	19.0 to 1	Down from 22.2 to 1	19.1 to 1	18.8 to 1
Prime instructional time	87.7%	Down from 90.8%	90.4%	90.4%
Opportunities in the arts	Good	No Change	Good	Good
SACS accreditation	Yes	No Change	Yes	Yes
Parents attending conferences	95.8%	Down from 100.0%	100.0%	100.0%
Character development program	Good	Down from Excellent	Excellent	Excellent
Dollars spent per pupil**	\$7,540	Up 6.1%	\$7,135	\$7,458
Percent of expenditures for instruction**	64.9%	Down from 66.1%	68.1%	68.8%
Percent of expenditures for teacher salaries**	47.1%	Down from 60.8%	63.7%	63.2%
% of AYP objectives met	95.7%	Up from 85.7%	100.0%	100.0%

\* Length of contract = 185+ days.

\*\* Prior year audited financial data available.

## REPORT OF PRINCIPAL AND SCHOOL IMPROVEMENT COUNCIL

North Myrtle Beach Intermediate School is made up of more than 640 students, 49 professional staff members, and 15 support staff members. We have a School Improvement Council that is made up of parents, employees, and community members that meets quarterly. In addition, our School Leadership Team is made up of staff members from every department of NMBI. Together we form the NMBI family and are representative of the community we serve. We are also fortunate at NMBI to have more than 75 parent and community volunteers that give of themselves to enhance the mission of our school. We have held celebrations to recognize the students' achievements in academics, attendance, and character development. Each quarter we hold a NMBI Awards Program where we recognize students that achieve honor roll, merit roll, perfect attendance, and citizenship awards. In addition, we have 131 students identified and served in the gifted and talented program, 350 students identified as Duke Tip Scholars, and 85 students registered to participate in the Duke program. There were 82 Gold recipients that were recognized for academic excellence and 44 Silver recipients who were recognized for academic achievement in the President's Education Awards Program. At NMBI, we believe students need to be viable members of the community for which we live and learn to make contributions to steadily improve our community. The students and staff of NMBI collected nearly \$10,000 to assist others in need. They did so through such programs as The American Heart Association, Special Olympics, March of Dimes, United Way, The Humane Society of NMB, and Relay for Life. Our students also participated in community outreach through Beach Sweeps, Habitat for Humanity, recycling, and community beautification projects. During the 2009-10 school year, we will work with our parents, community members, School Improvement Council, and school leadership team to provide opportunities for students to excel academically, socially, and emotionally. We will do this through continued focus on academics and community service. Michelle Greene-Graham, Principal; Juliet Casper, School Improvement Council Chairperson

## EVALUATION RESULTS

	Teachers	Students*	Parents*
Number of surveys returned	41	306	196
Percent satisfied with learning environment	82.5%	86.8%	84.6%
Percent satisfied with social and physical environment	95.1%	79.5%	87.6%
Percent satisfied with school-home relations	80.5%	86.8%	80.1%

\*Only students at the highest elementary school grade level at this school and their parents were included.

Comprehensive detail, including definitions of ratings, performance criteria, and explanations of status, is available on [www.ed.sc.gov](http://www.ed.sc.gov) and [www.eoc.sc.gov](http://www.eoc.sc.gov) as well as school and school district websites.

Printed versions are available from school districts upon request.

### Abbreviations Key

N/A Not Applicable N/AV Not Available N/C Not Collected N/R Not Reported I/S Insufficient Sample TBD To be determined

NI Newly Identified CSI Continuing School Improvement CA Corrective Action RP Plan to Restructure R Restructure DELAY School Improvement Status HOLD School Improvement Status