



SC Annual School Report Card Summary

North Myrtle Beach Middle
 Horry
 Grades: 6-8 Enrollment: 971
 Principal: Virginia W. Horton
 Superintendent: Dr. Cynthia Elsberry
 Board Chair: Will Garland

PERFORMANCE

Comprehensive detail, including definitions of ratings, performance criteria, and explanations of status, is available on www.ed.sc.gov and www.eoc.sc.gov as well as school and school district websites. Printed versions are available from school districts upon request.

YEAR	ABSOLUTE RATING	GROWTH RATING	PALMETTO GOLD AND SILVER AWARD		AYP STATUS	NCLB IMPROVEMENT STATUS
			General Performance	Closing the Gap		
2009	Good	Average	TBD	TBD	Not Met	N/A
2008	Average	Below Average	N/A	N/A	Not Met	N/A
2007	Average	At-Risk	N/A	N/A	Not Met	N/A

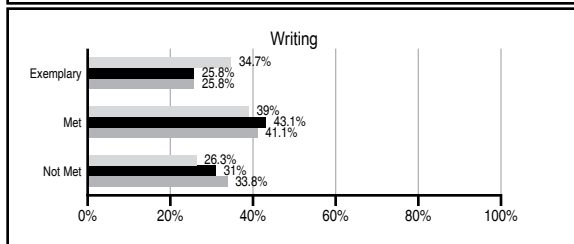
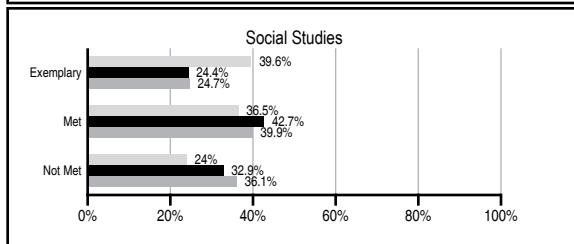
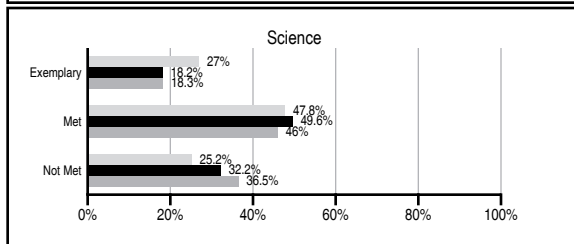
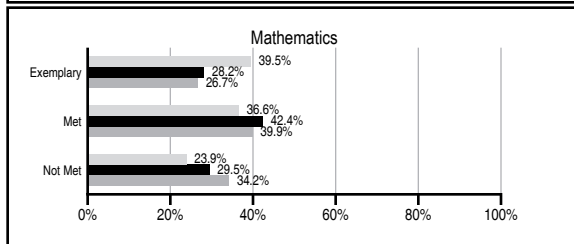
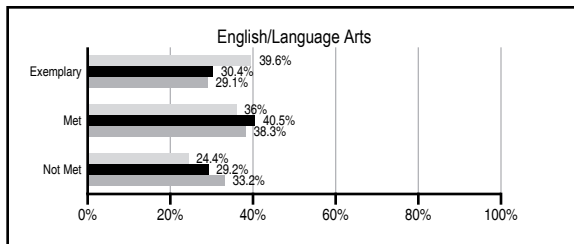
ABSOLUTE RATINGS OF MIDDLE SCHOOLS WITH STUDENTS LIKE OURS*

EXCELLENT	GOOD	AVERAGE	BELOW AVERAGE	AT-RISK
0	4	46	4	0

* Ratings are calculated with data available by 03/16/2010. Schools with Students Like Ours are Middle Schools with Poverty Indices of no more than 5% above or below the index for this school.




PASS PERFORMANCE

Our School
 Middle Schools with Students Like Ours
 Middle schools statewide



NAEP PERFORMANCE*

* Performance reported for SC and nation, data not available at school level. Percentages at NAEP Achievement Levels.



END OF COURSE TESTS - 2009

% of students scoring 70 or above on:	Our Middle School	Middle Schools with Students Like Ours
Algebra 1/Math for the Technologies 2	100.0%	96.7%
English 1	100.0%	94.7%
Physical Science	N/A	81.0%
US History and the Constitution	N/A	N/A
All Subjects	100.0%	96.0%

SC PERFORMANCE GOAL

2010 Goal:
 By 2010, SC's student achievement will be ranked in the top half of the states nationally. To achieve this goal, we must become one of the fastest improving systems in the country.

2020 Vision:
 By 2020 all students will graduate with the knowledge and skills necessary to compete successfully in the global economy, participate in a democratic society and contribute positively as members of families and communities.

Abbreviations Key

N/A Not Applicable N/AV Not Available N/C Not Collected N/R Not Reported I/S Insufficient Sample TBD To be determined

NI Newly Identified CSI Continuing School Improvement CA Corrective Action RP Plan to Restructure R Restructure DELAY School Improvement Status HOLD School Improvement Status

North Myrtle Beach Middle [Horry]

SCHOOL PROFILE

	Our School	Change from Last Year	Middle Schools with Students Like Ours	Median Middle School
Students (n=971)				
Students enrolled in high school credit courses (grades 7 & 8)	70.2%	Up from 56.2%	22.1%	21.6%
Retention rate	0.6%	Down from 1.1%	1.3%	1.2%
Attendance rate	97.1%	No Change	95.9%	95.9%
Eligible for gifted and talented	27.0%	Up from 25.8%	17.1%	14.8%
With disabilities other than speech	13.6%	Down from 14.6%	14.1%	12.6%
Older than usual for grade	1.1%	No Change	2.4%	2.5%
Out-of-school suspensions or expulsions for violent and/or criminal offenses	0.6%	Down from 0.7%	0.5%	0.6%
Annual dropout rate	0.0%	No Change	0.0%	0.0%
Teachers (n=61)				
Teachers with advanced degrees	44.3%	Down from 44.4%	58.1%	56.9%
Continuing contract teachers	91.8%	Up from 81.0%	76.7%	72.7%
Teachers with emergency or provisional certificates	1.7%	Down from 6.6%	3.6%	5.3%
Teachers returning from previous year	82.7%	Down from 86.9%	85.2%	82.9%
Teacher attendance rate	95.1%	Down from 95.4%	95.5%	95.2%
Average teacher salary*	\$50,846	Up 4.9%	\$46,963	\$46,599
Classes not taught by highly qualified teachers	0.0%	No Change	0.6%	2.4%
Professional development days/teacher	17.0 days	Down from 18.8 days	11.6 days	10.8 days
School				
Principal's years at school	5.0	Up from 4.0	3.5	3.0
Student-teacher ratio in core subjects	22.6 to 1	Down from 24.1 to 1	21.1 to 1	20.1 to 1
Prime instructional time	91.1%	No Change	90.2%	89.9%
Opportunities in the arts	Good	No Change	Good	Good
SACS accreditation	Yes	No Change	Yes	Yes
Parents attending conferences	99.7%	Up from 99.1%	97.3%	97.8%
Character development program	Good	No Change	Good	Good
Dollars spent per pupil**	\$7,641	Up 9.3%	\$7,353	\$7,645
Percent of expenditures for instruction**	63.0%	Down from 65.4%	63.2%	63.4%
Percent of expenditures for teacher salaries**	45.8%	Down from 61.1%	58.6%	57.0%
% of AYP objectives met	92.0%	Up from 80.0%	90.5%	90.5%

* Length of contract = 185+ days.

** Prior year audited financial data available.

REPORT OF PRINCIPAL AND SCHOOL IMPROVEMENT COUNCIL

North Myrtle Beach Middle School's students and staff have achieved a number of accomplishments during the last school year. Eleven of our seventh grade students have been designated as Duke Tip Scholars based on their performance on the SAT or the ACT, and 42 of our eighth grade students have qualified as South Carolina Junior Scholars based on their performance on PSAT. One hundred twenty-four of our 7th and 8th grade students were inducted into Junior Beta Club based on their academic achievement. The MATHCOUNTS Team placed fourth in regional competition, with one student progressing to the state competition. The school's Mock Trial Team was one of two winning teams in regional competition and advanced to the state where they were first runner up for the state championship. Our students have also excelled in the fine arts area. Fifteen students were selected to perform in All County Chorus, 13 students were selected to perform in All County Orchestra, and 14 students were selected to perform in All County Band. Additionally, four of our band students were chosen for All-Regional band. The school offers a strong academic program for all students. Qualifying students can enroll in high school credit classes: English I Honors, Algebra I Honors, and Geometry Honors. State End-of-Course results for 2008 show that our students in English I had a 100% passing rate, and our Algebra students had a 99.2% passing rate. The school continued to participate in the Making Middle Grades Work initiative with our staff working in professional learning communities. These professional learning communities focused on organizing students as they enter the classroom, teaching students to take Cornell notes, providing sustained silent reading time each day for students, teaching critical academic vocabulary, and teaching summarization skills. We are proud of the accomplishments of our students this year, and we continue our journey toward excellence in our "Quest for the Best" for all of our students. Virginia W. Horton, Principal; Susan Hawes, School Improvement Council Chair 2008-09

EVALUATION RESULTS

	Teachers	Students*	Parents*
Number of surveys returned	67	289	174
Percent satisfied with learning environment	100.0%	74.4%	83.8%
Percent satisfied with social and physical environment	98.5%	81.9%	81.4%
Percent satisfied with school-home relations	92.4%	85.0%	77.9%

*Only students at the highest middle school grade level at this school and their parents were included.

Comprehensive detail, including definitions of ratings, performance criteria, and explanations of status, is available on www.ed.sc.gov and www.eoc.sc.gov as well as school and school district websites.

Printed versions are available from school districts upon request.

Abbreviations Key

N/A Not Applicable N/AV Not Available N/C Not Collected N/R Not Reported I/S Insufficient Sample TBD To be determined

NI Newly Identified CSI Continuing School Improvement CA Corrective Action RP Plan to Restructure R Restructure DELAY School Improvement Status HOLD School Improvement Status