



SC Annual School Report Card Summary

Palmetto Bays Elementary
 Horry
 Grades: PK-5 Enrollment: 679
 Principal: William D. James
 Superintendent: Dr. Cynthia Elsberry
 Board Chair: Will Garland

PERFORMANCE

Comprehensive detail, including definitions of ratings, performance criteria, and explanations of status, is available on www.ed.sc.gov and www.eoc.sc.gov as well as school and school district websites. Printed versions are available from school districts upon request.

YEAR	ABSOLUTE RATING	GROWTH RATING	PALMETTO GOLD AND SILVER AWARD		AYP STATUS	NCLB IMPROVEMENT STATUS
			General Performance	Closing the Gap		
2009	Good	Average	TBD	TBD	Met	N/A
2008	Average	Below Average	N/A	N/A	Not Met	N/A
2007	Average	Below Average	N/A	N/A	Not Met	N/A

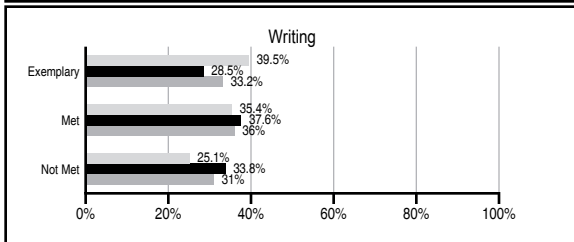
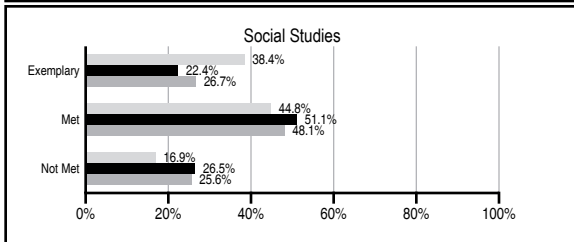
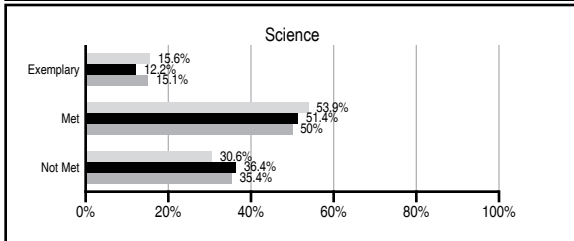
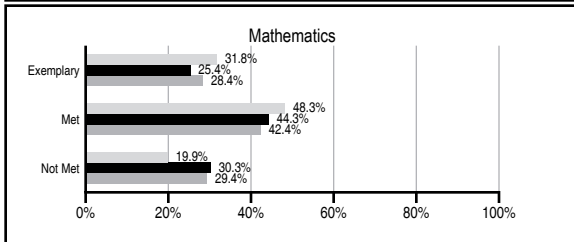
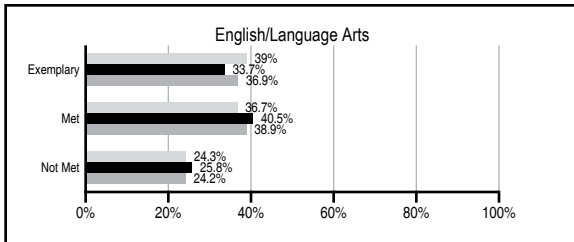
ABSOLUTE RATINGS OF ELEMENTARY SCHOOLS WITH STUDENTS LIKE OURS*

EXCELLENT	GOOD	AVERAGE	BELOW AVERAGE	AT-RISK
1	14	88	10	0

* Ratings are calculated with data available by 03/12/2010. Schools with Students Like Ours are Elementary Schools with Poverty Indices of no more than 5% above or below the index for this school.




PASS PERFORMANCE

Our School
 Elementary Schools with Students Like Ours
 Elementary schools statewide



NAEP PERFORMANCE*

* Performance reported for SC and nation, data not available at school level. Percentages at NAEP Achievement Levels.



SC PERFORMANCE GOAL

2010 Goal:
 By 2010, SC's student achievement will be ranked in the top half of the states nationally. To achieve this goal, we must become one of the fastest improving systems in the country.

2020 Vision:
 By 2020 all students will graduate with the knowledge and skills necessary to compete successfully in the global economy, participate in a democratic society and contribute positively as members of families and communities.

Abbreviations Key

N/A Not Applicable N/AV Not Available N/C Not Collected N/R Not Reported I/S Insufficient Sample TBD To be determined

NI Newly Identified CSI Continuing School Improvement CA Corrective Action RP Plan to Restructure R Restructure DELAY School Improvement Status HOLD School Improvement Status

Palmetto Bays Elementary [Horry]

SCHOOL PROFILE

	Our School	Change from Last Year	Elementary Schools with Students Like Ours	Median Elementary School
Students (n=679)				
Retention rate	2.4%	Down from 2.9%	2.4%	1.9%
Attendance rate	95.1%	Down from 95.5%	96.2%	96.3%
Eligible for gifted and talented	9.1%	Up from 9.0%	8.6%	10.0%
With disabilities other than speech	14.5%	No Change	9.2%	7.7%
Older than usual for grade	0.8%	Down from 1.0%	0.6%	0.5%
Out-of-school suspensions or expulsions for violent and/or criminal offenses	0.1%	Down from 0.4%	0.0%	0.0%
Teachers (n=49)				
Teachers with advanced degrees	57.1%	Up from 54.0%	60.0%	59.4%
Continuing contract teachers	83.7%	Up from 76.0%	82.5%	80.0%
Teachers with emergency or provisional certificates	0.0%	No Change	0.0%	0.0%
Teachers returning from previous year	92.0%	Up from 87.8%	86.4%	85.9%
Teacher attendance rate	95.4%	Up from 94.6%	95.0%	95.1%
Average teacher salary*	\$49,737	Up 8.1%	\$47,235	\$47,149
Classes not taught by highly qualified teachers	0.0%	No Change	0.0%	0.0%
Professional development days/teacher	14.2 days	Down from 16.1 days	11.6 days	11.1 days
School				
Principal's years at school	7.0	Up from 6.0	5.0	4.0
Student-teacher ratio in core subjects	21.9 to 1	Up from 18.5 to 1	19.0 to 1	18.8 to 1
Prime instructional time	90.1%	Up from 89.1%	90.1%	90.4%
Opportunities in the arts	Good	No Change	Good	Good
SACS accreditation	Yes	No Change	Yes	Yes
Parents attending conferences	100.0%	Up from 95.2%	100.0%	100.0%
Character development program	Excellent	No Change	Excellent	Excellent
Dollars spent per pupil**	\$9,081	Up 17.6%	\$7,357	\$7,458
Percent of expenditures for instruction**	70.6%	Down from 71.9%	68.5%	68.8%
Percent of expenditures for teacher salaries**	50.1%	Down from 67.4%	61.9%	63.2%
% of AYP objectives met	100.0%	Up from 95.2%	100.0%	100.0%

* Length of contract = 185+ days.

** Prior year audited financial data available.

REPORT OF PRINCIPAL AND SCHOOL IMPROVEMENT COUNCIL

In 2008-09, Palmetto Bays Elementary celebrated our seventh year of serving students in child development through fifth grade. Our teachers are highly qualified and through collaboration focus on the individual learning styles of each student. We enjoy a unique team approach between teachers, parents, and students. We encourage parent and teacher participation through conferencing, parenting workshops, student study teams, and other activities. A few of our school highlights are after-school fine arts clubs, during school tutoring, preschool story time, reading incentive program, active parent organization, on-site after-school care, student mentoring program, business partners, Science exploration lab, National Board Certified teachers, Pre-K early literacy program, curriculum coaches, book grant for students, student operated morning news program, student support of service projects, Good News club, art club, chorus, and a yearly student and parent talent show. W. David James, Principal; Shannon Day, School Improvement Council Chair

EVALUATION RESULTS

	Teachers	Students*	Parents*
Number of surveys returned	54	103	68
Percent satisfied with learning environment	94.4%	91.3%	87.7%
Percent satisfied with social and physical environment	98.1%	92.2%	96.9%
Percent satisfied with school-home relations	81.1%	90.3%	81.3%

*Only students at the highest elementary school grade level at this school and their parents were included.

Comprehensive detail, including definitions of ratings, performance criteria, and explanations of status, is available on www.ed.sc.gov and www.eoc.sc.gov as well as school and school district websites.

Printed versions are available from school districts upon request.

Abbreviations Key

N/A Not Applicable N/AV Not Available N/C Not Collected N/R Not Reported I/S Insufficient Sample TBD To be determined
 NI Newly Identified CSI Continuing School Improvement CA Corrective Action RP Plan to Restructure R Restructure DELAY School Improvement Status HOLD School Improvement Status