



SC Annual School Report Card Summary

Socastee Elementary
 Horry
 Grades: PK-5 Enrollment: 650
 Principal: Judy Bratcher
 Superintendent: Dr. Cynthia Elsberry
 Board Chair: Will Garland

PERFORMANCE

Comprehensive detail, including definitions of ratings, performance criteria, and explanations of status, is available on www.ed.sc.gov and www.eoc.sc.gov as well as school and school district websites. Printed versions are available from school districts upon request.

YEAR	ABSOLUTE RATING	GROWTH RATING	PALMETTO GOLD AND SILVER AWARD		AYP STATUS	NCLB IMPROVEMENT STATUS
			General Performance	Closing the Gap		
2009	Average	Average	TBD	TBD	Not Met	N/A
2008	Average	Below Average	N/A	N/A	Met	N/A
2007	Average	Below Average	N/A	N/A	Met	N/A

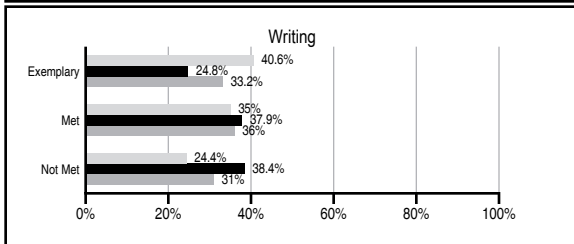
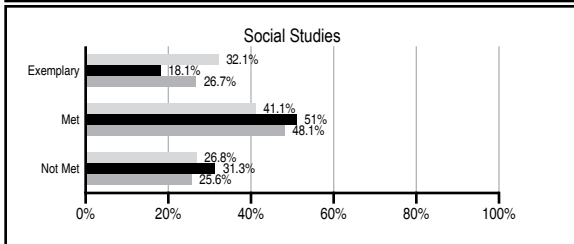
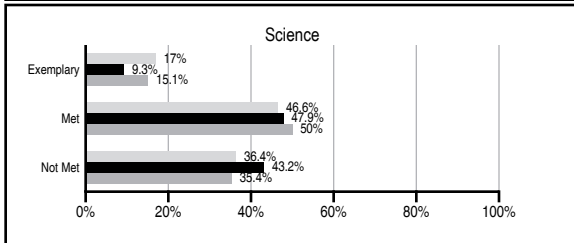
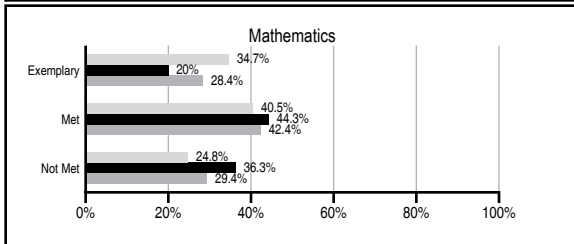
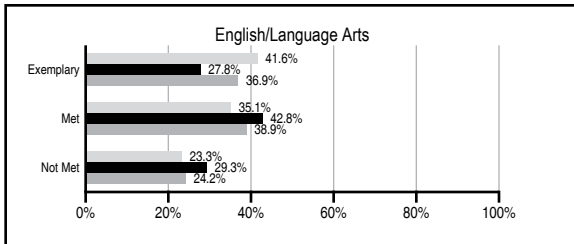
ABSOLUTE RATINGS OF ELEMENTARY SCHOOLS WITH STUDENTS LIKE OURS*

EXCELLENT	GOOD	AVERAGE	BELOW AVERAGE	AT-RISK
0	5	82	28	4

* Ratings are calculated with data available by 03/12/2010. Schools with Students Like Ours are Elementary Schools with Poverty Indices of no more than 5% above or below the index for this school.




PASS PERFORMANCE

Our School
 Elementary Schools with Students Like Ours
 Elementary schools statewide



NAEP PERFORMANCE*

* Performance reported for SC and nation, data not available at school level. Percentages at NAEP Achievement Levels.



SC PERFORMANCE GOAL

2010 Goal:
 By 2010, SC's student achievement will be ranked in the top half of the states nationally. To achieve this goal, we must become one of the fastest improving systems in the country.

2020 Vision:
 By 2020 all students will graduate with the knowledge and skills necessary to compete successfully in the global economy, participate in a democratic society and contribute positively as members of families and communities.

Abbreviations Key

N/A Not Applicable N/AV Not Available N/C Not Collected N/R Not Reported I/S Insufficient Sample TBD To be determined

NI Newly Identified CSI Continuing School Improvement CA Corrective Action RP Plan to Restructure R Restructure DELAY School Improvement Status HOLD School Improvement Status

Socastee Elementary [Horry]

SCHOOL PROFILE

	Our School	Change from Last Year	Elementary Schools with Students Like Ours	Median Elementary School
Students (n=650)				
Retention rate	1.3%	Up from 1.1%	2.5%	1.9%
Attendance rate	96.1%	Down from 96.2%	96.0%	96.3%
Eligible for gifted and talented	17.8%	Up from 16.3%	6.2%	10.0%
With disabilities other than speech	10.9%	Up from 10.0%	9.0%	7.7%
Older than usual for grade	0.2%	Up from 0.0%	0.7%	0.5%
Out-of-school suspensions or expulsions for violent and/or criminal offenses	0.0%	No Change	0.0%	0.0%
Teachers (n=43)				
Teachers with advanced degrees	48.8%	No Change	57.1%	59.4%
Continuing contract teachers	79.1%	Down from 85.4%	76.9%	80.0%
Teachers with emergency or provisional certificates	0.0%	No Change	0.0%	0.0%
Teachers returning from previous year	88.2%	No Change	84.8%	85.9%
Teacher attendance rate	95.8%	Up from 94.1%	95.0%	95.1%
Average teacher salary*	\$48,660	Up 4.3%	\$46,058	\$47,149
Classes not taught by highly qualified teachers	0.0%	Down from 3.9%	0.0%	0.0%
Professional development days/teacher	19.2 days	Down from 35.4 days	11.7 days	11.1 days
School				
Principal's years at school	3.0	Up from 2.0	4.0	4.0
Student-teacher ratio in core subjects	21.1 to 1	Up from 19.7 to 1	18.0 to 1	18.8 to 1
Prime instructional time	88.5%	Up from 88.4%	89.9%	90.4%
Opportunities in the arts	Good	No Change	Good	Good
SACS accreditation	Yes	No Change	Yes	Yes
Parents attending conferences	100.0%	Up from 99.5%	100.0%	100.0%
Character development program	Excellent	No Change	Excellent	Excellent
Dollars spent per pupil**	\$8,775	Up 6.6%	\$7,752	\$7,458
Percent of expenditures for instruction**	66.5%	Down from 69.1%	68.1%	68.8%
Percent of expenditures for teacher salaries**	48.1%	Down from 63.5%	62.3%	63.2%
% of AYP objectives met	96.3%	Down from 100.0%	100.0%	100.0%

* Length of contract = 185+ days.

** Prior year audited financial data available.

REPORT OF PRINCIPAL AND SCHOOL IMPROVEMENT COUNCIL

2008-09 was a growing year for Socastee Elementary School. The school was recognized as an AYP school, SACS accredited school and is a Red Carpet school. Socastee Elementary worked with students, parents, and community to raise money for March of Dimes, Cancer Society, and American Heart Association Jump Rope for Heart, and other charities. Our Caring Club provided leadership and community service for various school projects, worked at a local assisted living center. Construction of 6 new classrooms and various other renovations were completed. Strategies employed to improve student achievement were literacy teachers, a Reading Recovery teacher, and child development and kindergarten teacher assistants. The staff implemented the Imagine It! phonics program and literacy stations to provide more time for small group instruction and practice of reading skills. Selected 5th grade math students took Pre-Algebra. Students were able to participate in Boys and Girls Only Reading Clubs. Students were engaged in many computer assisted instruction through Raz-Kids, Headsprout, BrainPOP, Larson's Math for Math and ELA. Students in grades 3-5 participated in technology classes and learned to use several computer application programs, such as Word, PowerPoint, and Publisher, while integrating Social Studies concepts. Two ESOL teachers and an assistant worked with ESOL students and their parents. Translations and interpretations were provided to improve communication. Title I funded several parenting programs facilitated by the school counselor. An interpreter and childcare was provided at all parent meetings and parent teacher conferences. A major challenge our staff and students face is the issue of high mobility for students. Socastee Elementary has between a 23-25% school-wide turnover with some classes as high as 35%. The PTO and the School Improvement/Title One council continued their support for the staff and students. Numerous business and organizations provided gifts and support to the school. CCU mentors worked with over 20 students regularly. The revised mission of the school is to provide students with a stable quality learning environment that models the responsive classroom principles and students can achieve. Judy Bratcher, Principal, 2008-09; Anna Weaver, School Improvement Council Chair 2008-09

EVALUATION RESULTS

	Teachers	Students*	Parents*
Number of surveys returned	39	89	64
Percent satisfied with learning environment	92.3%	91.0%	93.7%
Percent satisfied with social and physical environment	97.4%	87.5%	90.3%
Percent satisfied with school-home relations	87.2%	94.3%	81.3%

*Only students at the highest elementary school grade level at this school and their parents were included.

Comprehensive detail, including definitions of ratings, performance criteria, and explanations of status, is available on www.ed.sc.gov and www.eoc.sc.gov as well as school and school district websites.

Printed versions are available from school districts upon request.

Abbreviations Key

N/A Not Applicable N/AV Not Available N/C Not Collected N/R Not Reported I/S Insufficient Sample TBD To be determined

NI Newly Identified CSI Continuing School Improvement CA Corrective Action RP Plan to Restructure R Restructure DELAY School Improvement Status HOLD School Improvement Status