



SC Annual School Report Card Summary

St James Elementary
 Horry
 Grades: PK-5 Enrollment: 757
 Principal: Mary Beth Heath
 Superintendent: Dr. Cynthia Elsberry
 Board Chair: Will Garland

PERFORMANCE

Comprehensive detail, including definitions of ratings, performance criteria, and explanations of status, is available on www.ed.sc.gov and www.eoc.sc.gov as well as school and school district websites. Printed versions are available from school districts upon request.

YEAR	ABSOLUTE RATING	GROWTH RATING	PALMETTO GOLD AND SILVER AWARD		AYP STATUS	NCLB IMPROVEMENT STATUS
			General Performance	Closing the Gap		
2009	Good	Average	TBD	TBD	Not Met	N/A
2008	Average	Below Average	N/A	N/A	Not Met	N/A
2007	Average	At-Risk	N/A	N/A	Not Met	N/A

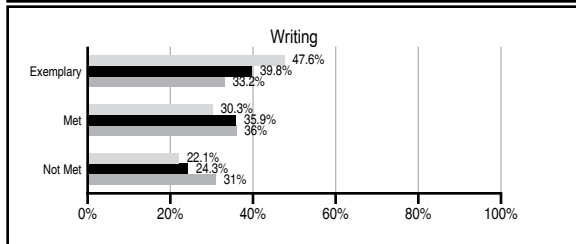
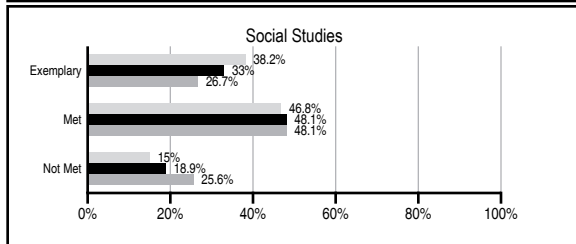
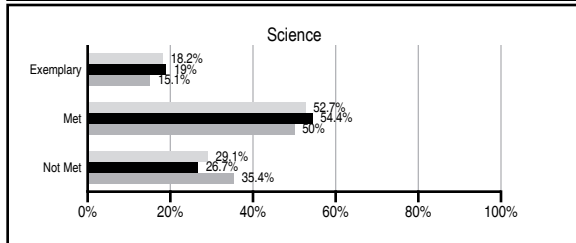
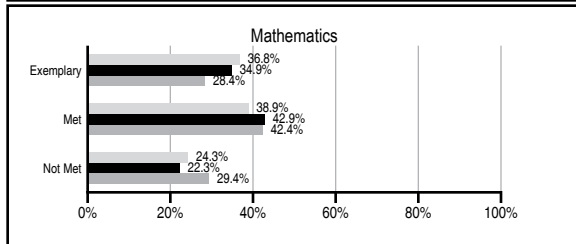
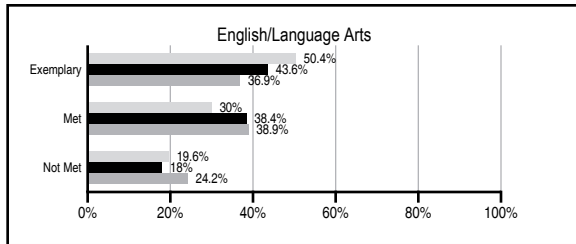
ABSOLUTE RATINGS OF ELEMENTARY SCHOOLS WITH STUDENTS LIKE OURS*

EXCELLENT	GOOD	AVERAGE	BELOW AVERAGE	AT-RISK
17	29	43	0	0

* Ratings are calculated with data available by 03/12/2010. Schools with Students Like Ours are Elementary Schools with Poverty Indices of no more than 5% above or below the index for this school.


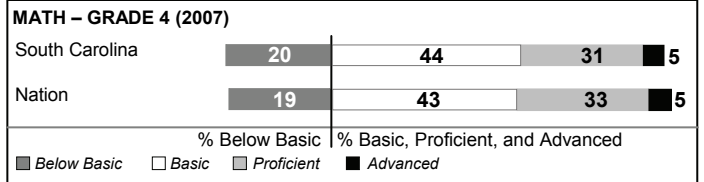
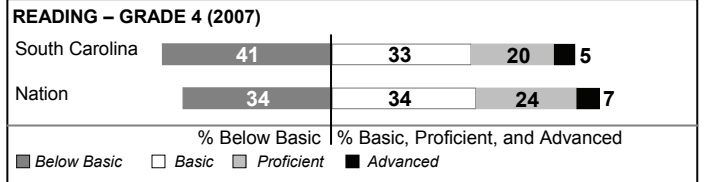
PASS PERFORMANCE

Our School
 Elementary Schools with Students Like Ours
 Elementary schools statewide



NAEP PERFORMANCE*

* Performance reported for SC and nation, data not available at school level. Percentages at NAEP Achievement Levels.



SC PERFORMANCE GOAL

2010 Goal:
 By 2010, SC's student achievement will be ranked in the top half of the states nationally. To achieve this goal, we must become one of the fastest improving systems in the country.

2020 Vision:
 By 2020 all students will graduate with the knowledge and skills necessary to compete successfully in the global economy, participate in a democratic society and contribute positively as members of families and communities.

Abbreviations Key

N/A Not Applicable N/AV Not Available N/C Not Collected N/R Not Reported I/S Insufficient Sample TBD To be determined

NI Newly Identified CSI Continuing School Improvement CA Corrective Action RP Plan to Restructure R Restructure DELAY School Improvement Status HOLD School Improvement Status

St James Elementary [Horry]

SCHOOL PROFILE

	Our School	Change from Last Year	Elementary Schools with Students Like Ours	Median Elementary School
Students (n=757)				
Retention rate	0.0%	Down from 0.6%	1.8%	1.9%
Attendance rate	95.4%	Down from 96.2%	96.3%	96.3%
Eligible for gifted and talented	18.6%	Down from 21.5%	14.2%	10.0%
With disabilities other than speech	8.1%	Down from 8.9%	7.3%	7.7%
Older than usual for grade	0.0%	Down from 0.7%	0.3%	0.5%
Out-of-school suspensions or expulsions for violent and/or criminal offenses	0.3%	Up from 0.0%	0.0%	0.0%
Teachers (n=45)				
Teachers with advanced degrees	46.7%	Down from 50.0%	61.3%	59.4%
Continuing contract teachers	71.1%	Down from 72.7%	82.8%	80.0%
Teachers with emergency or provisional certificates	0.0%	No Change	0.0%	0.0%
Teachers returning from previous year	75.6%	Up from 75.1%	88.5%	85.9%
Teacher attendance rate	95.2%	Up from 93.9%	95.3%	95.1%
Average teacher salary*	\$49,128	Up 3.3%	\$47,777	\$47,149
Classes not taught by highly qualified teachers	0.0%	Down from 1.4%	0.0%	0.0%
Professional development days/teacher	22.3 days	Up from 21.0 days	11.5 days	11.1 days
School				
Principal's years at school	10.0	Up from 9.0	5.0	4.0
Student-teacher ratio in core subjects	20.8 to 1	Down from 21.9 to 1	19.1 to 1	18.8 to 1
Prime instructional time	88.4%	Down from 89.0%	90.5%	90.4%
Opportunities in the arts	Good	No Change	Good	Good
SACS accreditation	Yes	No Change	Yes	Yes
Parents attending conferences	100.0%	No Change	100.0%	100.0%
Character development program	Excellent	No Change	Excellent	Excellent
Dollars spent per pupil**	\$7,784	Up 30.2%	\$6,977	\$7,458
Percent of expenditures for instruction**	66.6%	Down from 69.9%	69.1%	68.8%
Percent of expenditures for teacher salaries**	46.7%	Down from 64.0%	63.1%	63.2%
% of AYP objectives met	89.5%	Up from 88.2%	100.0%	100.0%

* Length of contract = 185+ days.

** Prior year audited financial data available.

REPORT OF PRINCIPAL AND SCHOOL IMPROVEMENT COUNCIL

The year 2008-09 was an outstanding year at St. James Elementary. We have found students eager to perform in areas of academic and personal excellence: 40 students qualified for the Duke Tip Program; 25 students qualified for Johns Hopkins Talent Search Program; 39 students received the Silver President's Education Award; and 38 students received the Gold President's Education Award. We continue to expand our programs in technology, instruction, and assessment. Our teachers challenge students as well as themselves. Our teachers continue to excel by integrating technology in their lessons. Some of our programs include after-school fine arts and service learning projects through organized student groups. We also chartered our first year of National Honor Society for Elementary Students. Lesa Carlisle was our Teacher of the Year. St. James Elementary sponsored a trip to Florida to study the manatees and their habitat. Other opportunities for students included Dolphin Council, Library Assistants, and Winter Youth Basketball. The PTA sponsored Fall Festival and sold discount cards to finance school improvement to our Fine Arts Department and to purchase additional classroom materials. St. James Elementary continues to be a vital part of a vigorous and growing community. Mary Beth Heath, Principal; John A. Glover, SIC Chairman

EVALUATION RESULTS

	Teachers	Students*	Parents*
Number of surveys returned	41	114	54
Percent satisfied with learning environment	97.5%	89.5%	94.4%
Percent satisfied with social and physical environment	100.0%	81.1%	88.9%
Percent satisfied with school-home relations	100.0%	90.0%	90.7%

*Only students at the highest elementary school grade level at this school and their parents were included.

Comprehensive detail, including definitions of ratings, performance criteria, and explanations of status, is available on www.ed.sc.gov and www.eoc.sc.gov as well as school and school district websites.

Printed versions are available from school districts upon request.

Abbreviations Key

N/A Not Applicable N/AV Not Available N/C Not Collected N/R Not Reported I/S Insufficient Sample TBD To be determined

NI Newly Identified CSI Continuing School Improvement CA Corrective Action RP Plan to Restructure R Restructure DELAY School Improvement Status HOLD School Improvement Status