

# SC Annual School Report Card Summary

**ST JAMES ELEMENTARY**  
 Horry  
 Grades: PK-5 Enrollment: 775  
 Principal: Mary Beth Heath  
 Superintendent: Dr. Cynthia Elsberry  
 Board Chair: Will Garland

## PERFORMANCE

Comprehensive detail, including definitions of ratings, performance criteria, and explanations of status, is available on [www.ed.sc.gov](http://www.ed.sc.gov) and [www.eoc.sc.gov](http://www.eoc.sc.gov) as well as school and school district websites. Printed versions are available from school districts upon request.

YEAR	ABSOLUTE RATING	GROWTH RATING	PALMETTO GOLD AND SILVER AWARD		AYP STATUS	NCLB IMPROVEMENT STATUS
			General Performance	Closing the Gap		
2010	Good	Excellent	TBD	TBD	Met	N/A
2009	Good	Average	N/A	N/A	Not Met	N/A
2008	Average	Below Average	N/A	N/A	Not Met	N/A

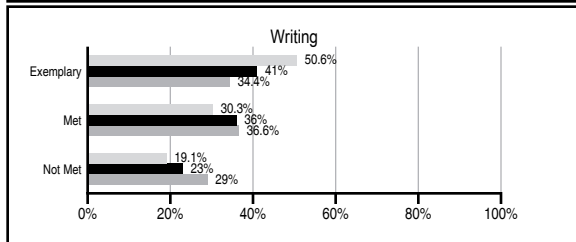
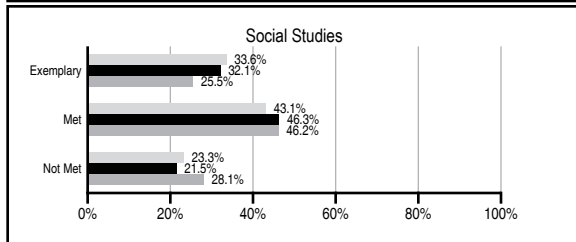
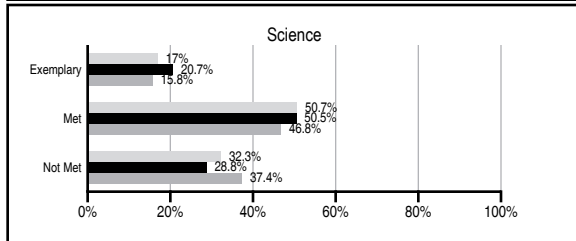
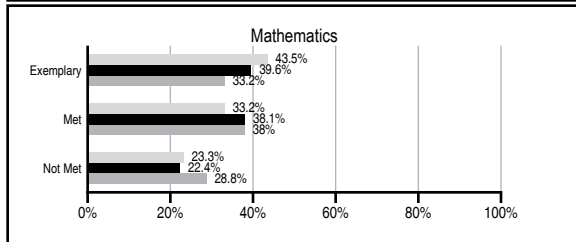
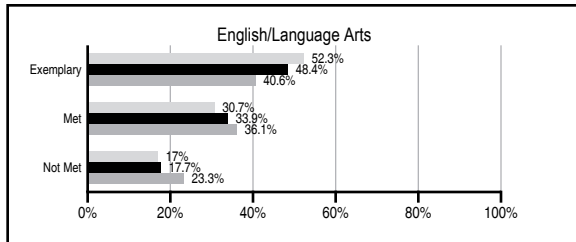
## ABSOLUTE RATINGS OF ELEMENTARY SCHOOLS WITH STUDENTS LIKE OURS\*

EXCELLENT	GOOD	AVERAGE	BELOW AVERAGE	AT-RISK
24	38	31	0	0

\* Ratings are calculated with data available by 11/10/2010. Schools with Students Like Ours are Elementary Schools with Poverty Indices of no more than 5% above or below the index for this school.

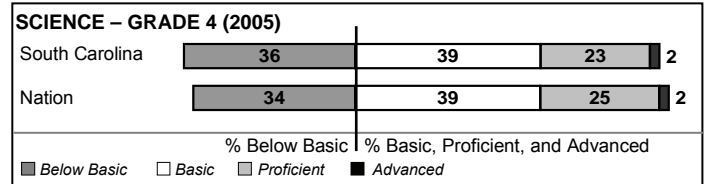

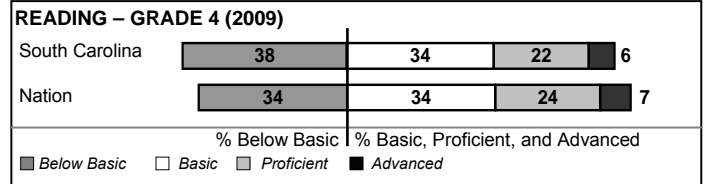
## PASS PERFORMANCE

Our School  
 Elementary Schools with Students Like Ours  
 Elementary schools statewide



## NAEP PERFORMANCE\*

\* Performance reported for SC and nation, data not available at school level. Percentages at NAEP Achievement Levels.



## SC PERFORMANCE GOAL

**2010 Goal:**  
 By 2010, SC's student achievement will be ranked in the top half of the states nationally. To achieve this goal, we must become one of the fastest improving systems in the country.

**2020 Vision:**  
 By 2020 all students will graduate with the knowledge and skills necessary to compete successfully in the global economy, participate in a democratic society and contribute positively as members of families and communities.

### Abbreviations Key

N/A Not Applicable N/AV Not Available N/C Not Collected N/R Not Reported I/S Insufficient Sample TBD To be determined

NI Newly Identified CSI Continuing School Improvement CA Corrective Action RP Plan to Restructure R Restructure DELAY School Improvement Status HOLD School Improvement Status

# ST JAMES ELEMENTARY [Horry]

## SCHOOL PROFILE

	Our School	Change from Last Year	Elementary Schools with Students Like Ours	Median Elementary School
<b>Students (n=775)</b>				
Retention rate	0.0%	No Change	1.2%	1.2%
Attendance rate	95.8%	Up from 95.4%	96.2%	96.1%
Eligible for gifted and talented	22.9%	Up from 18.6%	16.0%	11.7%
With disabilities other than speech	7.5%	Down from 8.1%	7.5%	8.0%
Older than usual for grade	0.2%	Up from 0.0%	0.3%	0.4%
Out-of-school suspensions or expulsions for violent and/or criminal offenses	0.4%	Up from 0.3%	0.0%	0.0%
<b>Teachers (n=42)</b>				
Teachers with advanced degrees	50.0%	Up from 46.7%	62.2%	60.5%
Continuing contract teachers	83.3%	Up from 71.1%	86.7%	84.6%
Teachers with emergency or provisional certificates	0.0%	No Change	0.0%	0.0%
Teachers returning from previous year	78.5%	Up from 75.6%	89.9%	87.0%
Teacher attendance rate	92.5%	Down from 95.2%	95.5%	95.4%
Average teacher salary*	\$47,856	Down 2.7%	\$48,113	\$47,288
Classes not taught by highly qualified teachers	N/AV	N/A	N/AV	N/AV
Professional development days/teacher	7.9 days	Down from 22.3 days	10.7 days	10.5 days
<b>School</b>				
Principal's years at school	14.0	Up from 10.0	5.0	4.0
Student-teacher ratio in core subjects	23.1 to 1	Up from 20.8 to 1	19.9 to 1	19.2 to 1
Prime instructional time	86.3%	Down from 88.4%	90.9%	90.8%
Opportunities in the arts	Good	No Change	Good	Good
SACS accreditation	Yes	No Change	Yes	Yes
Parents attending conferences	100.0%	No Change	100.0%	100.0%
Character development program	Excellent	No Change	Excellent	Excellent
Dollars spent per pupil**	\$7,584	Down 2.6%	\$6,951	\$7,548
Percent of expenditures for instruction**	65.9%	Down from 66.6%	69.3%	68.7%
Percent of expenditures for teacher salaries**	61.5%	Up from 46.7%	66.4%	65.1%
% of AYP objectives met	100.0%	Up from 89.5%	100.0%	100.0%

\* Length of contract = 185+ days.

\*\* Prior year audited financial data available.

## REPORT OF PRINCIPAL AND SCHOOL IMPROVEMENT COUNCIL

The year 2009-2010 was another outstanding year at St. James Elementary. The school's commitment to academic and personal excellence was exemplified by eight students qualifying for the Johns Hopkins Talent Search Program and 58 students qualifying for the Duke TIP Scholars program. Our National Honor Society has grown to 53 students in its second year. Our school was a runner up in the Disney Planet Challenge. Jessica Perry was named Teacher of the Year. Progressive learning opportunities included a trip to Florida to study the manatees and a Governmental Field Trip to Columbia. Recognizing the important role of technology in our school, District funds will add interactive whiteboards for all classrooms beginning 2010-2011 school year. Our PTA raised enough money to purchase document cameras for all classrooms as well. New and continued development opportunities for students included SJE Reads, in-school tutorial, Dolphin Council, Library Assistants, and Winter Youth Basketball. We strengthened our relationship with the community through Jump Rope for Heart, Relay for Life, pencil sales for the American Red Cross Disaster Relief Fund, and Hearts and Shoes for Haiti. St. James Elementary continues to give students profound opportunities for building life skills, achieving high levels of learning and creating a future of excellence.

Mary Beth Heath, Principal  
John A. Glover, SIC Chairman

## EVALUATION RESULTS

	Teachers	Students*	Parents*
Number of surveys returned	39	106	60
Percent satisfied with learning environment	100.0%	92.5%	93.3%
Percent satisfied with social and physical environment	97.3%	93.4%	83.3%
Percent satisfied with school-home relations	100.0%	93.3%	89.8%

\*Only students at the highest elementary school grade level at this school and their parents were included.

Comprehensive detail, including definitions of ratings, performance criteria, and explanations of status, is available on [www.ed.sc.gov](http://www.ed.sc.gov) and [www.eoc.sc.gov](http://www.eoc.sc.gov) as well as school and school district websites.

Printed versions are available from school districts upon request.

### Abbreviations Key

N/A Not Applicable N/AV Not Available N/C Not Collected N/R Not Reported I/S Insufficient Sample TBD To be determined  
NI Newly Identified CSI Continuing School Improvement CA Corrective Action RP Plan to Restructure R Restructure DELAY School Improvement Status HOLD School Improvement Status