

St. James
Elementary School
Supporting the Journey to Excellence

**SJE Dolphins... Your participation is requested to accept
our Summer Reading Challenge**

✓ **Rising K - 2nd Graders**

Bookmark Challenge or
Summer Reading Checklist Challenge

Rising 3rd - 4th Graders

BINGO Board or
Summer Reading Checklist Challenge
AND Summer Book Project

- ✓ I will keep track of my summer reading using the grade-level challenge attached (or *Alternate Summer Reading Program).
- ✓ I will turn in my completed Summer Reading Challenge Log to my 2022-23 classroom teacher on or before Friday, August 19, 2022.

✓ If all requirements are met, I will be invited to our:

**SJE SUMMER READING CHALLENGE ICE CREAM PARTY
on Friday, August 26th**

** Please see Ms. Sears's [Wakelet Site](#) for more information, including Alternate Summer Reading Programs offered:*

Summer Reading at SJE!!
<https://wke.lt/w/s/BPw6Bi>


Parent Tips:

- Predicting: Take a picture walk and ask your child questions about what might take place in the story.
- Read books over and over again – Practice with fluency and expression.
- Build reading accuracy – As your child is reading aloud, point out words missed and help read words correctly.
- Build reading comprehension – Talk with your child about what he/she is reading. Ask about new words and what they mean. Ask your child to tell you the plot of the story.
- Model reading and writing for your child. Be an active reader and writer; children learn habits from watching those around them.



ELEMENTARY (Rising 3-4) Students BINGO BOARD Summer Reading Log













DUE: Friday, August 19, 2022



Student First & Last Name:	2022-2023 Homeroom Teacher:
Parent Signature:	
Title of Books or Achieve3000 articles I've Read:	
1.	6.
2.	7.
3.	8.
4.	9.
5.	10.


Name: _____

Summer Reading & Writing Bingo

		I read a fictional story about two friends.	Date _____	Parent Initials _____
		I read 5 stories on an e-reader this summer.	Title: _____	Date _____
	I read three books aloud to a younger boy or girl.	Date _____	Parent Initials _____	
	I read outside for at least 30 minutes.	Title: _____	Date _____	Parent Initials _____
	I read 5 picture books.	Date _____	Parent Initials _____	
	I read for 60 minutes straight without a break.	Title: _____	Date _____	Parent Initials _____
	I read 2 Caldecott books.	Date _____	Parent Initials _____	
	I read a historical fiction book.	Title: _____	Date _____	Parent Initials _____
	I read a Newberry book.	Date _____	Parent Initials _____	
	I read two books by the same author.	Title: _____	Date _____	Parent Initials _____
	I checked a book out of the public library.	Date _____	Parent Initials _____	
	I wrote a poem that was funny or serious. (attach)	Date _____	Parent Initials _____	
	I read a non-fiction book.	Date _____	Parent Initials _____	
	I read a book by an author we read aloud in class. (attach)	Date _____	Parent Initials _____	
	I read a fantasy or science fiction book.	Date _____	Parent Initials _____	
	I wrote a postcard to my teacher telling her about a book I read.	Date _____	Parent Initials _____	
	I read a biography.	Date _____	Parent Initials _____	
	I wrote a letter to a relative in another city, state or country.	Date _____	Parent Initials _____	
	I read at least 10 poems from a poetry book.	Parent Initials _____		
	I wrote a new ending to a book I read. (attach)	Parent Initials _____		
	I read a kid's magazine.	Parent Initials _____		
	I read a recipe from a cookbook.	Parent Initials _____		

ELEMENTARY (3-4) Students BOOK PROJECT

DUE: Friday, August 19, 2022



Choose at least ONE book you finished this summer. Choose an activity from the Tic-Tac-Toe Board to complete for the book. Turn in your completed Summer Reading Challenge **and** your Book Project to your teacher by **Friday, August 19, 2022**.

<p>1. Write, type or use a Coding App (Scratch/Tynker) to create a book review. In your review, code two or more characters explaining why you enjoyed the book, sharing information about the setting, and author's purpose. Use specific examples from the book.</p>	<p>2. Create a diorama in a shoebox to show a scene from your book, or use Still Art.</p> <p>Using technology, choose to create a flowchart using PureFlow app or Popplet.</p> <p>Be sure to include details from your story.</p>	<p>3. Create a comic strip about one of the events in your book. You must include characters, events, and a story line from your book.</p> <p>Comic strip can be drawn or you can choose to use an app such as Pixel Art.</p>
<p>4. Design a poster for your book.</p> <p>Be sure your poster shows important events, characters, or facts from your book.</p> <p>Try using the Sketches app.</p>	<p>5. Write an alternate (different) ending for your book. Draw a picture for the new ending and write two or three sentences explaining your picture.</p> <p>Or use Kodable Krafts app.</p>	<p>6. Make a collage (or Still Art) to represent the theme of your book. Use old magazines or the Pic Collage app. Write two or three sentences explaining the pictures you chose.</p>
<p>7. Use a PowerPoint or Google Slides to summarize your book. This summary should include the beginning, middle & ending of the story including pictures.</p>	<p>8. Write a script for a commercial or a movie trailer using iMovie app to convince people to read your book. You can even videotape and add music to it if you want!</p>	<p>9. Write a letter to one of the characters in the book explaining something you believed in or something you would have changed. Use evidence from the text.</p>

Cut out this form and attach it to your project.


Summer Reading Book Project

First Name _____ Last Name _____

Homeroom Teacher (2022-2023) _____ Grade _____

Title of Book _____

Author _____ Project you chose from board _____



Summer Reading Tips For Parents

Efforts should be made during the summer to help children sustain reading skills, practice reading, and read for enjoyment.

Reading builds visualization, thinking, and language abilities. Taking the time to read with your child can help you evaluate your child's reading skills. If you discover that your child is having trouble with reading, he or she may have a learning disability. 80% of children with a learning disability have difficulty with basic reading and language. But early identification of such a disability gives a child the chance to develop ways to learn how to read effectively, and skills to lead a successful and productive life. A recent National Institutes of Health study showed that 67% of young students at risk for reading difficulties became average or above-average readers after receiving help in the early grades.

Parents should remember that children need free time in the summer to relax and enjoy the pleasures of childhood. So summer reading should be fun. Following are a few tips to make reading enjoyable for your children this summer:

1. Read aloud together with your child every day.

Make it fun by reading outdoors on the front steps, patio, at the beach, or park. Also, let your children read to you. For younger children, point out the relationship between words and sounds.

2. Set a good example!

Parents must be willing to model behavior for their children. Keep lots of reading material around the house. Turn off the TV and have each person read his or her book, including mom and dad.

3. Read the same book your child is reading and discuss it.

This is the way to develop habits of the mind and build capacity for thought and insight.

4. Let kids choose what they want to read, and don't turn your nose up at popular fiction.

It will only discourage the reading habit.

5. Buy books on tape, especially for a child with a learning disability.

Listen to them in the car or turn off the TV and have the family listen to them together.

6. Take your children to the library regularly.

Most libraries sponsor summer reading clubs with easy-to-reach goals for preschool and school-age children. Check the library calendar for special summer reading activities and events. Libraries also provide age-appropriate lists for summer reading.

7. Subscribe, in your child's name, to magazines like *Sports Illustrated for Kids*, *Highlights for Children*, or *National Geographic World*.

Encourage older children to read the newspaper and current events magazines, to keep up the reading habit over the summer, and develop vocabulary. Ask them what they think about what they've read and listen to what they say.

8. Ease disappointment over summer separation from a favorite school friend by encouraging them to become pen pals.

Present both children with postcards or envelopes that are already addressed and stamped. If both children have access to the Internet, email is another option.

9. Make trips a way to encourage reading by reading aloud traffic signs, billboards, notices.

Show your children how to read a map, and once you are on the road, let them take turns being the navigator.

10. Encourage children to keep a summer scrapbook.

Tape in souvenirs of your family's summer activities picture postcards, ticket stubs, photos. Have your children write the captions and read them and read them aloud as you look at the book together.

Reprinted with permission from [Reading Rockets](#).

Primary & Elementary Students SUMMER READING CHECKLIST CHALLENGE

DUE: Friday, August 19, 2022



Student First & Last Name:	2022-2023 Homeroom Teacher:
Parent Signature:	




Summer Reading Checklist Challenge
Can you complete them all?



- Write a letter to the main character of your book (turn in with completed form)
- Join a Public Library Summer Reading Program
- Read a mystery
- Read a book about a place
- Read to your pet
- Read a magazine
- Read a true story (non-fiction)
- Read a book about animals
- Read in the car or on a bus
- Read in bed



- Face-time with a relative and read with them
- Read with a flashlight
- Read with a friend/partner. Take turns reading a page
- Swap favorite books with a friend
- Read a book you loved when you were little
- Read on vacation
- Read in a blanket fort
- Read a book about science
- Read under an umbrella
- Read at night



READING ROCKS