

HCS Elementary eBook Guide



“Ebooks” or **“electronic books”** are books that students can read from digital devices, such as iPads, tablets, computers, and smartphones.

We are fortunate to have a collection of eBooks available for our students to read online from any device with Internet access. This collection of eBooks was purchased by each school and/or the school district. Each school’s collection has been carefully selected to ensure age and content appropriateness. Directions for accessing our eBooks are contained in this guide.

Destiny Discover

Destiny Discover is our main portal for eBooks, and all eBooks available to students can be accessed through this app.

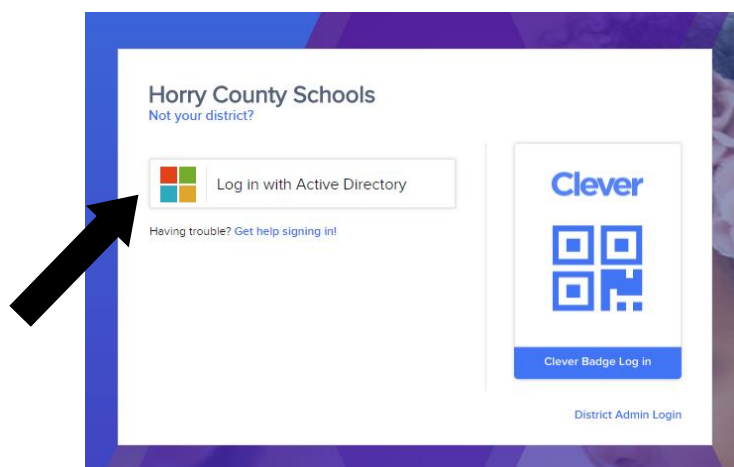
Option 1-Accessing eBooks through the Student Learning Commons (Puzzle Piece)

The best way to access the eBooks is to do so through the Horry County Schools Learning Commons. This gives students access to all student apps, including the eBooks. To use this option, students must know their personal **HCS Admin Username/Password**. Most 3rd-5th grade students know this username and password as their **“Achieve 3000”** log in, and have it memorized. Younger students will have to get this information from the school media specialist or the classroom teacher.

1. Go to www.horrycountyschools.net
2. On the district homepage, click on the puzzle piece in the circular icons midway down the page:



3. The following screen will appear, prompting students to log in. They should choose **“Log in with Active Directory.”**



4. If you get the “Uh-Oh Screen,” click on “Log in with a different account.”


Uh oh!

We were unable to find a matching user in Clever. Only students and classroom teachers shared with Clever can access Instant Login.

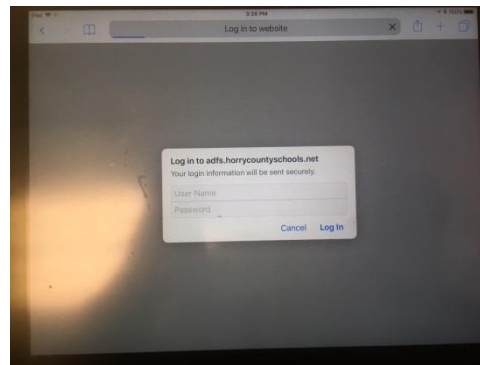
Reference: 7TX3-KZHC-9KCS-WYPC



5. From here, you will get either of the following log-in screens, depending upon your device. Log in using your child’s **HCS Admin/Achieve 3000** username and password. (If your child has logged in before on the device, you may be taken directly to the Clever apps.)



OR




6. Once logged in, scroll to find **Destiny Discover** or **gofollett.com**, the alternate name for Destiny Discover. Make sure you see “eBook access” above or below the app icon.

7. Select **Destiny Discover**

OR

gofollett.com

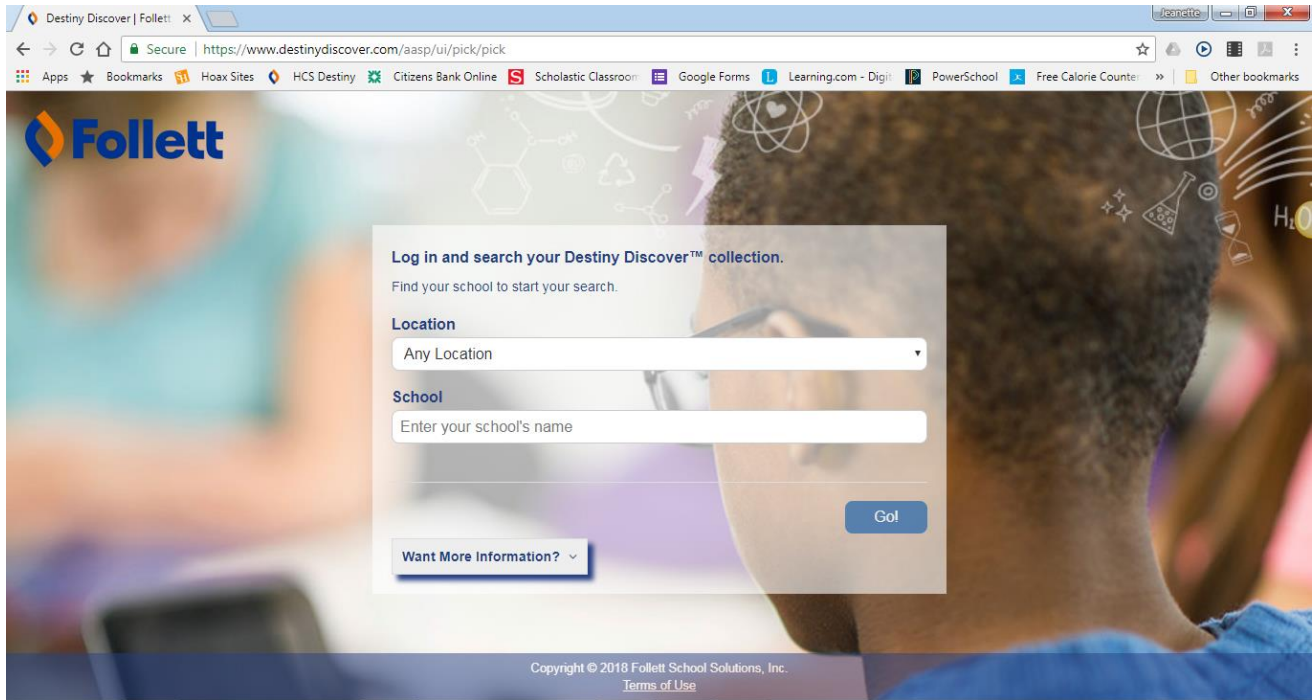


- See [“Navigating Destiny Discover”](#) below, for directions once the app is opened.

Option 2-Accessing Destiny Discover through the Internet

Our eBook collection can also be accessed directly through the Internet.

Go to <https://www.destinydiscover.com>



See [“Navigating Destiny Discover”](#) below for directions once in the app.

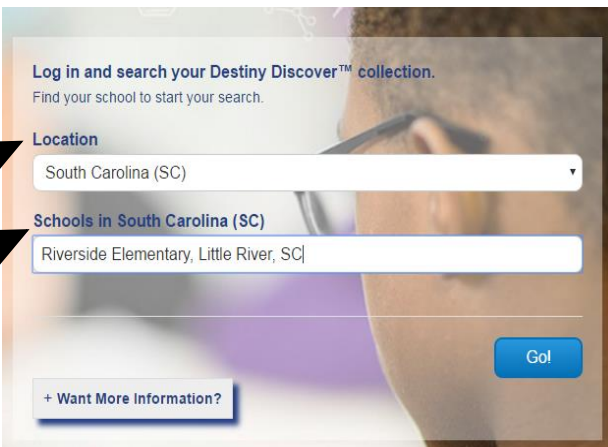
Option 3-Destiny Discover from App Store

The Destiny Discover app can also be downloaded free to your device from the App Store or Google Play. Once downloaded, see [“Navigating Destiny Discover”](#) below for directions once the app is installed.



Navigating Destiny Discover

1. Once in Destiny Discover, you will be prompted to configure the app for your school. Enter **South Carolina** in “Location,” and **Your School Name** in “Schools in South Carolina,” and click “Go.”



Log in and search your Destiny Discover™ collection.
Find your school to start your search.

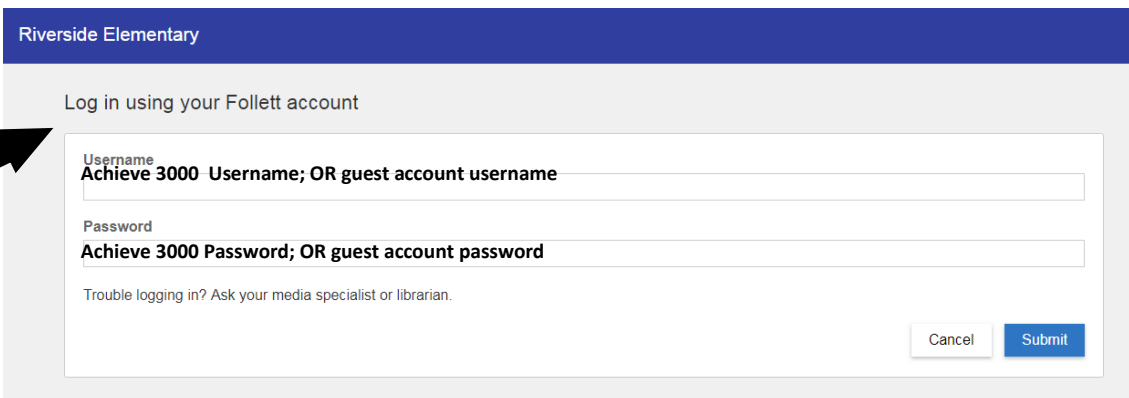
Location
South Carolina (SC)

Schools in South Carolina (SC)
Riverside Elementary, Little River, SC

Go!

+ Want More Information?

2. You may or may not be prompted to log in at this point. If so, use your child’s **HCS Admin/Achieve 3000** username and password, or check with your school’s media specialist to see if there is a “guest account” username and password.



Riverside Elementary

Log in using your Follett account

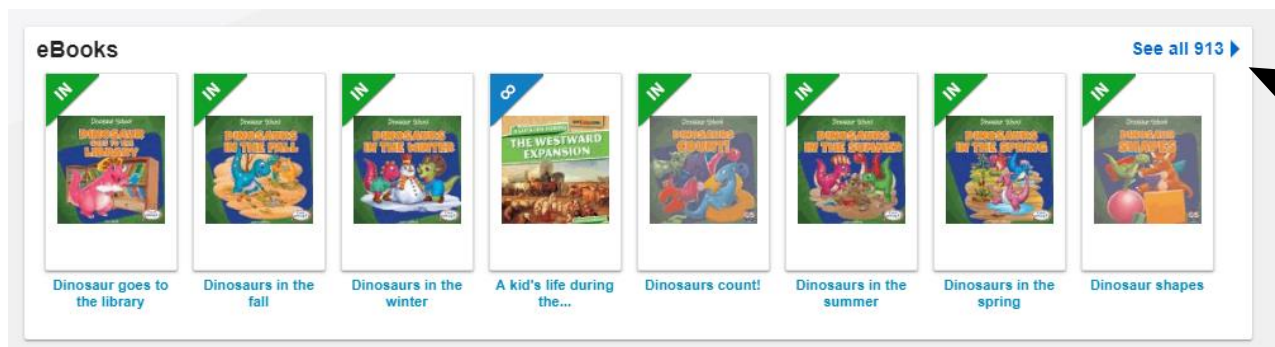
Username
Achieve 3000 Username; OR guest account username

Password
Achieve 3000 Password; OR guest account password


Trouble logging in? Ask your media specialist or librarian.

Cancel Submit

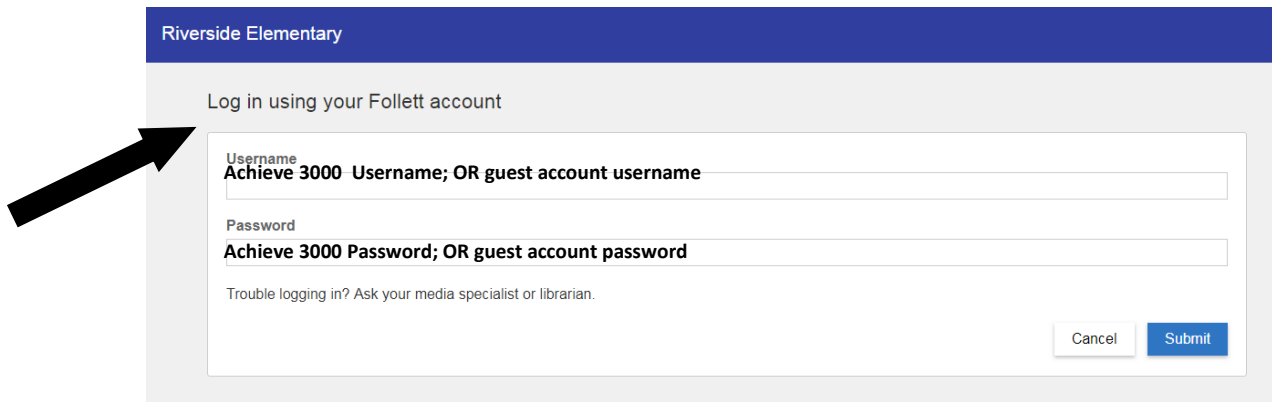
3. When Destiny Discover opens up, select “Interactive eBooks,” “eBooks,” or “Audio Books.” Click on the “See all” option.



4. Select **“Open”** to read the book on your device.



5. If prompted for a password when you click “Open,” use your child’s **HCS Admin/Achieve 3000** username and password; or check with your school’s media specialist to see if there is a “guest account” username and password.



Additional eBooks

There are three additional eBook apps in the Clever Apps/Student Resources sections. The books in these apps are available by going through Destiny Discover, but they can be accessed separately as well. They do not require a username or password.

ABDO



Capstone eBooks



Lerner eBooks



eBook Log-In Information

eBook Guest Account (contact school media specialist for this information)

Guest Username: _____; Guest Password: _____

OR

My child’s HCS Username: _____

My child’s HCS Password: _____