



Riverside Elementary eBook Guide



Free
eBooks

Riverside Elementary eBook Guide



“Ebooks” or “electronic books” are books that students can read from digital devices, such as iPads, tablets, computers, and smartphones.

We are fortunate to have a collection of eBooks available for our students to read online from any device with Internet access. This collection of eBooks was purchased by our school and/or the school district. Each school’s collection has been carefully selected to ensure age and content appropriateness. Directions for accessing our eBooks are contained in this guide.

Destiny Discover and **SORA** are our main portals for eBooks, and all eBooks available to students can be accessed through these apps.

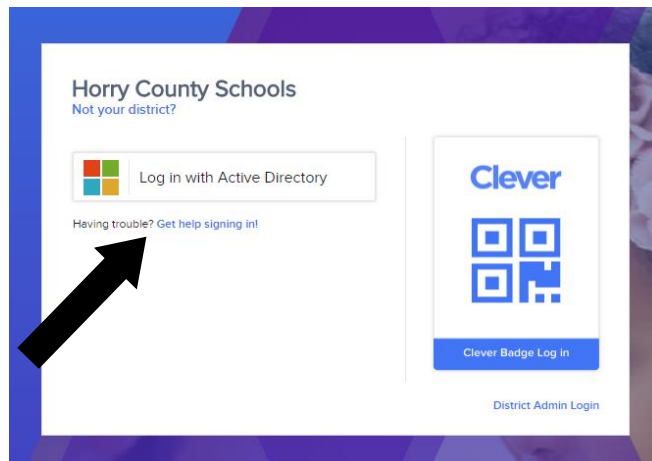
Option 1-Accessing eBooks through the Student Learning Commons (Puzzle Piece)

The best way to access the eBooks is to do so through the **Horry County Schools Student Learning Commons**. This gives students access to all student apps, including the eBooks. To use this option, students must know their personal **HCS Admin Username/Password**. Most 3rd-5th grade students know this username and password as their “**Achieve 3000**” log in, and have it memorized. Younger students will have to get this information from the school media specialist or the classroom teacher.

1. Go to www.horrycountyschools.net
2. On the district homepage, click on the puzzle piece in the circular icons midway down the page:



3. The following screen will appear, prompting students to log in. They should choose “**Log in with Active Directory.**”




- 4. If you get the “Uh-Oh Screen,” click on “Log in with a different account.”

Uh oh!

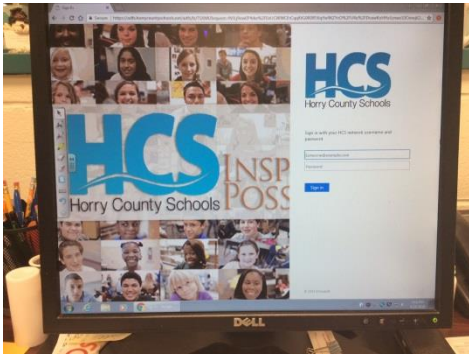
We were unable to find a matching user in Clever. Only students and classroom teachers shared with Clever can access Instant Login.

Reference: 7TX3-K2JK-9KC3-WYPC

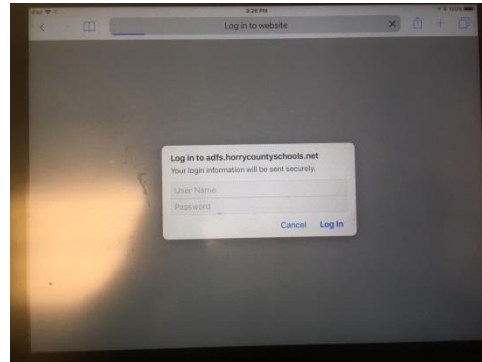
Log in with a different account



- 5. From here, you will get either of the following log-in screens, depending upon your device. Log in using your child’s **HCS Admin/Achieve 3000** username and password. (If your child has logged in before on the device, you may be taken directly to the Clever apps.)



OR




DESTINY DISCOVER

- 6. Once logged in, scroll to find **Destiny Discover** or **gofollett.com**, the alternate name for Destiny Discover. Make sure you see “eBook access” above or below the app icon.

- 7. Select **Destiny Discover**

OR

gofollett.com

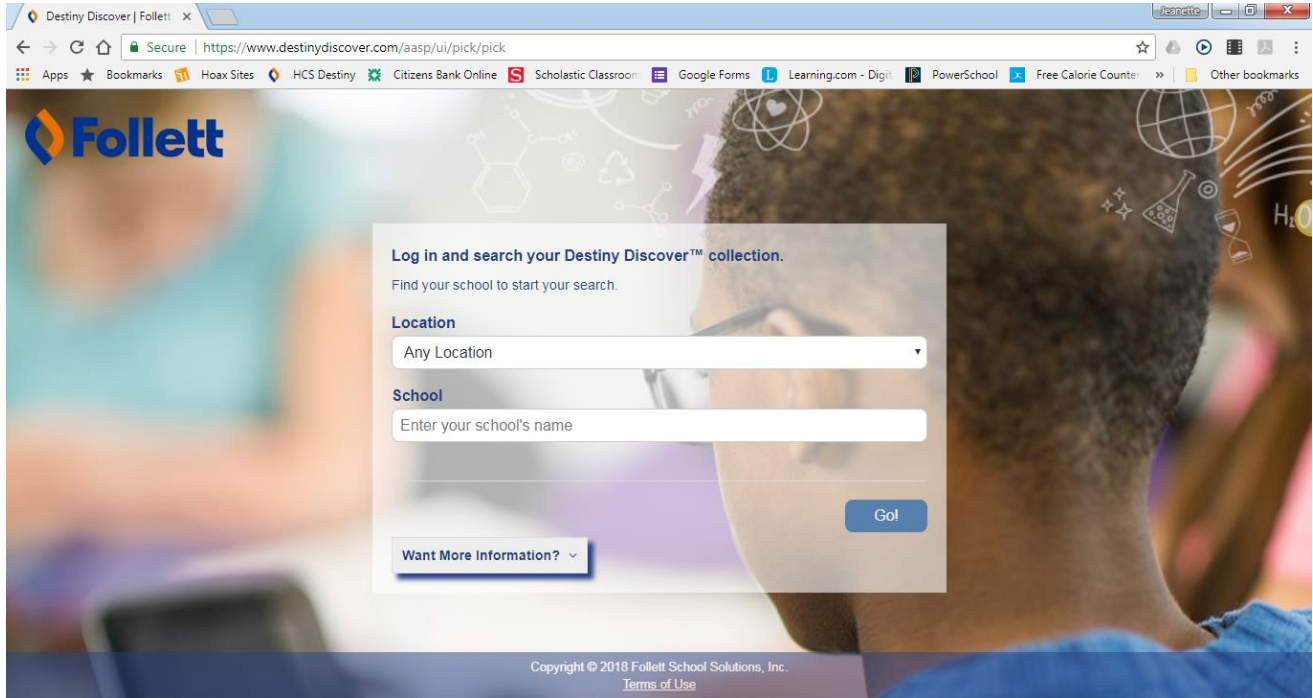


- See [“Navigating Destiny Discover”](#) below, for directions once the app is opened.

Option 2-Accessing Destiny Discover through the Internet

Our Destiny Discover eBook collection can also be accessed directly through the Internet.

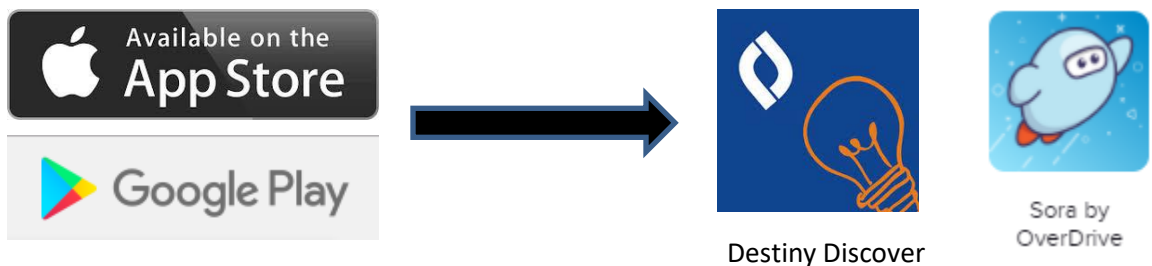
Go to <https://www.destinydiscover.com>



See [“Navigating Destiny Discover”](#) below for directions once in the app.

Option 3-Destiny Discover and SORA from App Store

The Destiny Discover and SORA apps can also be downloaded free to your device from the App Store or Google Play. Once downloaded, see [“Navigating Destiny Discover”](#) and [SORA Directions](#) below for directions once the app is installed.



Navigating Destiny Discover

- Once in Destiny Discover, you will be prompted to configure the app for Riverside Elementary. Enter **South Carolina** in “Location,” and **Riverside Elementary** in “Schools in South Carolina,” and click “Go.”

Log in and search your Destiny Discover™ collection.
Find your school to start your search.

Location
South Carolina (SC)

Schools in South Carolina (SC)
Riverside Elementary, Little River, SC

Go!

+ Want More Information?

- You may or may not be prompted to log in at this point. If so, use your child’s **HCS Admin/Achieve 3000** username and password.

Riverside Elementary

Log in using your Follett account

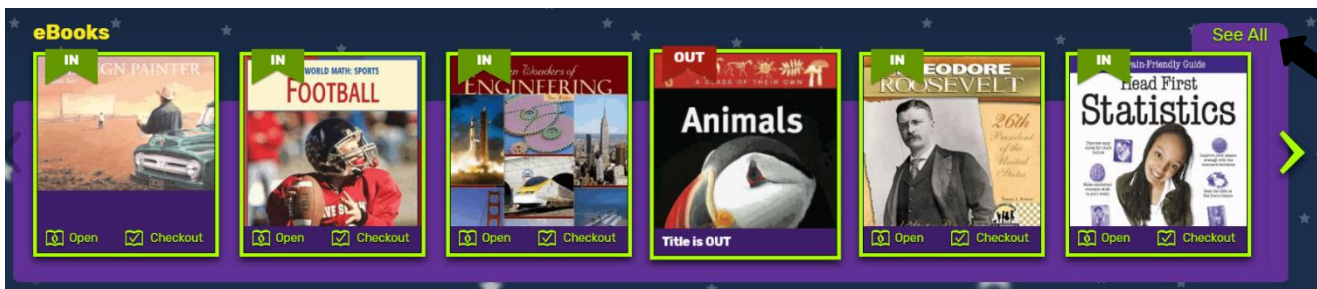
Username
HCS/Achieve 3000 Username

Password
HCS/Achieve 3000 Password

Trouble logging in? Ask your media specialist or librarian.

Cancel Submit

- When Destiny Discover opens, scroll down to the “**Interactive eBooks,**” “**eBooks,**” or “**Audiobooks**” section. Click the “**See all**” option.



4. Select "Open" or "Play" to read or listen to the book on your device.



5. If prompted for a password when you click "Open," use your child's HCS Admin/Achieve 3000 username and password; or students can use the guest account login:

 A screenshot of a login form titled 'Riverside Elementary'. It has a header 'Log in using your Follett account'. Below this are two input fields: 'Username' with the text 'HCS/Achieve 3000 Username' and 'Password' with the text 'HCS/Achieve 3000 Password'. There is a link for 'Trouble logging in? Ask your media specialist or librarian.' and two buttons: 'Cancel' and 'Submit'. A black arrow points to the 'Username' field.

Additional eBooks

There are three additional eBook apps in the Clever Apps/Student Resources sections. Many of the books in these apps are available by going through Destiny Discover, but they can be accessed separately as well. They do not require a separate username or password.



eBook Log-In Information

My child's HCS Username: _____

My child's HCS Password: _____

Still have questions or need assistance? Contact Mrs. Wood at jwood@horrycountyschools.net

*eBook Guide created by Jeanette Wood
Riverside Elementary Librarian*

Sora



Sora is a quick and easy way to get started with digital titles from our school. Students can simply log in to CLEVER and instantly access hundreds of eBooks and audiobooks (read aloud books) on virtually any device, including computers, tablets, iPads, or Smartphones. Books included popular titles like ***Dog Man***, ***Diary of a Wimpy Kid***, ***Pete the Cat***, ***Fancy Nancy***, ***Dr. Seuss*** and so much more! Get started today!

My Username:

My Password:

Directions:

- Login to **CLEVER** using your Username and Password
- From **CLEVER**, look for the **SORA** App under **Reading and Research**
- Click **“Find My School”**
- Click **Horry County School District-This Is My School**
- Click **“Sign-In Using Horry County School District”**
- Click **“Blast Off”** if it appears
- **Browse** the books or type an **author**, **title**, or **subject** search box
- Use the **Explore** tab to browse topics like picture books, beginning readers, juvenile fiction, nonfiction, historical fiction, etc.
 - You can borrow up to 3 books at a time
 - Books are automatically returned on their due date
 - You can even add books from Chapin Memorial Library (see next page)

Contact Mrs. Wood at jwood@horrycountyschools.net if you have questions or problems.

SORA Digital Books

Chapin Memorial Library and Horry County School Libraries are partnering to bring you more eBooks and Audiobooks!



CHAPIN MEMORIAL LIBRARY
A municipal library operated by the City of Myrtle Beach

Apply for a digital library card from

[Chapin Memorial Library](https://www.chapinlibrary.org/digital-library-card-application)

Click here!

<https://www.chapinlibrary.org/digital-library-card-application>

Contact your school library for the registration code. Need help? Ask your School Librarian!

To add Chapin Public Memorial Library to your Sora account:

1. Tap "Add a library" in the main menu.
2. Find the library by searching the name, city, or zip/postal code.
3. Tap "This is my library" to add the collection.
4. Browse library titles.
5. Tap "Borrow" and enter library card and pin to read library book.

You will only need to enter the library card number one time in SORA.

*eBook Guide created by Jeanette Wood
Riverside Elementary Librarian*