

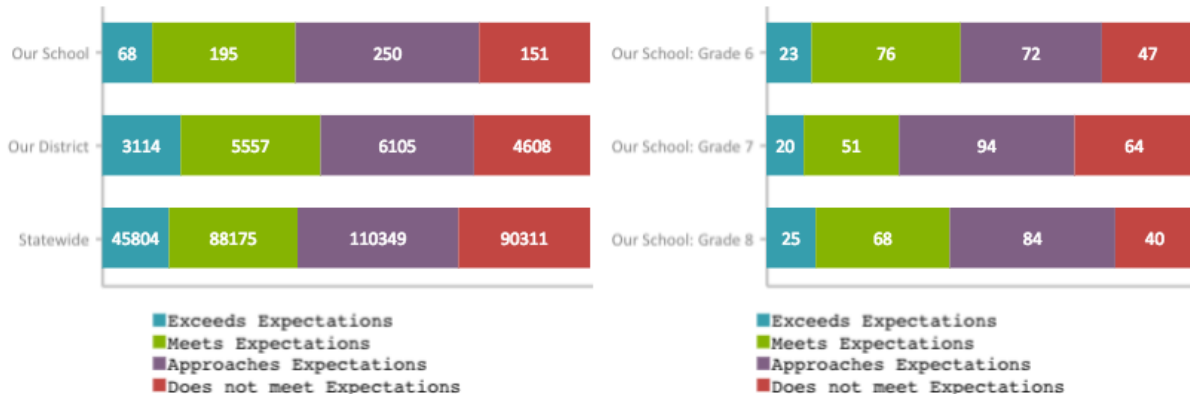
2017 Report Cards

AYNOR MIDDLE

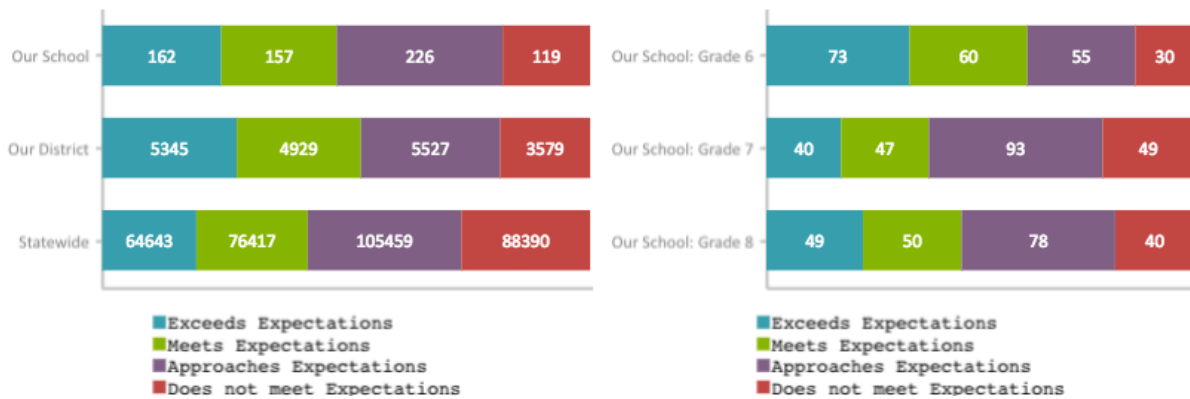
Principal:	Robbie Watkins	Enrollment	706	State Rating History*
Superintendent:	Dr. Rick Maxey	Grades	6-8	Past Year's Ratings
Board Chair:	Joe DeFeo	Teachers	44	2014 - Good
School Phone:	843-358-6000			2013 - Good
				2012 - Average

SC READY South Carolina College-and Career-Ready Assessments

English

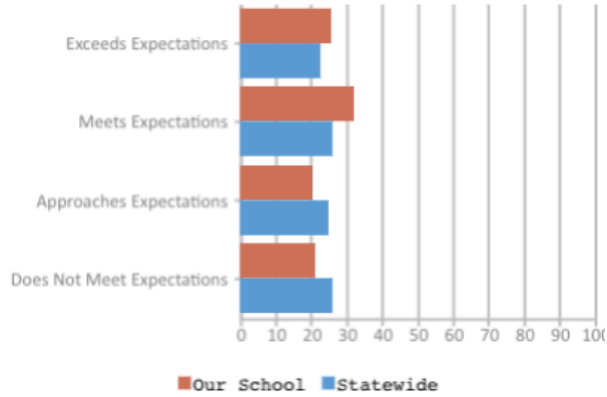


Mathematics



SCPASS

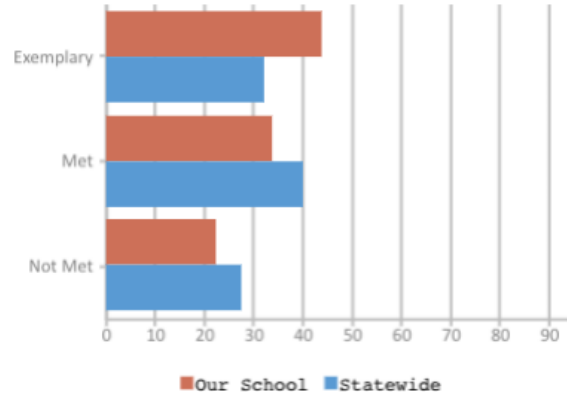
Science



Our School: Percent Met and Above for each grade level

6th Grade	7th Grade	8th Grade
58.3	52.0	64.4

Social Studies



Our School: Percent Met and Above for each grade level

6th Grade	7th Grade	8th Grade
76.6	73.8	82.9

End of Course Tests

Percent of tests with scores of 60 or above on:	Our School
Algebra 1/Math for the Technologies 2	99.1
English 1	100.0
Biology 1	-1.0
US History and the Constitution	-1.0
All Subjects	99.3

Opportunities

For students to meet the profile of the SC Graduate

	Our School	Change from last year
Students (n = 706)		
% of students in poverty (TANF, Medicaid, SNAP, foster child or homeless)	59.5	Up from 57.9
Percent of Students (7th and 8th grade) enrolled in high school credit courses	29	Down from 82
Attendance rate	94.6	No change
With disabilities	15.7	Up from 15.3
Out-of-school suspensions or expulsions for violent and/or criminal offenses	2.0	Down from 2.5
Percentage of students served by gifted and talented program	32.7	Up from 32.0
Percentage of students retained	0.4	Down from 0.6
Annual Dropout Rate	0.0	No change
Teachers (n = 44)		
Percentage of teachers with advanced degrees	72.7	Down from 73.8
Percentage of teachers on continuing contract	75.0	Down from 76.2
Teachers returning from previous year	91.7	Down from 94.2
Teacher attendance rate	93.5	Down from 95.0
Average teacher salary	\$55,855	Down from \$56,441
Professional development days/teacher	281.7	Up from 23.2
Percentage of teacher vacancies for more than 9 weeks	0.0	No change
School		
Principal's/Superintendent's/Director's years at school/district	5	Up from 4
Student-teacher ratio in core subjects	23.4 to 1	Down from 23.7 to 1
Prime instructional time	86.8	Down from 87.9
Opportunities in the arts	Excellent	Up from Good
Opportunities in foreign languages	Poor	No change
AdvancEd (SACS) accreditation	Yes	No change
Parents attending conferences	99.9	Down from 100.0
Character development program	Good	Down from Excellent

Average age of books / electronic media in the school library	13.0	No change
Number of resources available per student in the school library media center	18.0	Up from 17.3
Percent of classrooms with wireless access	91-100%	No change
Percent of students served by 1:1 learning	91-100%	N/A
Number of devices dedicated for student use	706	Down from 1032
Percentage of classes not taught by highly qualified teachers	Under Revision	N/A
Dollars spent per pupil	N/AV	N/A
Percent of expenditures for instruction	N/AV	N/A
Percent of expenditures for teacher salaries	N/AV	N/A
Number of online or blended (50% online) courses offered	N/AV	N/A

Evaluations by Teachers, Students, and Parents

Evaluations by Teachers, Students, and Parents			
	Teachers	Students*	Parents*
Number of surveys returned	42	203	150
Percent satisfied with learning environment	92.8%	68.9%	86.0%
Percent satisfied with social and physical environment	95.2%	80.3%	73.9%
Percent satisfied with school-home relations	100.0%	75.3%	66.9%

*Only students at the highest middle school grade and their parents were included