



















Directions: Review all activities. Place a check by the activities you complete. Share your choices and work with your parent/s. Modify writing activities as needed. Return your choice board and completed activities with your parent's signature to your teacher when you return to school.








<input type="checkbox"/> Must Do: Read for 15 minutes a selection of your choice and write the title and author below. Title: _____ Author: _____		
Reading / Writing (Choose 1 activity)	Math (Choose 1 activity)	Science / Social Studies (Choose 1 activity)
<input type="checkbox"/>  Read a book together. Look for the letter b in the text. Listen for the /b/ sound at the beginning of the words. Then look for the letter b on items around your home.	<input type="checkbox"/>  Insects have 3 body parts (head, thorax, abdomen) and 6 legs. Draw a picture of an insect. Count the body parts and legs as you draw. 	<input type="checkbox"/>  Bugs can move in different ways. Draw a picture of a bug that can fly. Draw a picture of a bug that can hop. Talk about the body parts that help bugs move in different ways.
<input type="checkbox"/>  The word bug begins with the /b/ sound. Think of other words that begin with the /b/ sound (bed, ball, bath, bend, butter, button). Listen for the first sound in each word. Write the letter b and draw a picture of one item that begins with the /b/ sound.	<input type="checkbox"/>  Draw a picture to show three different kinds of bugs that you might find in your yard. Compare the bugs and discuss which bug is longer, shorter, longest, and shortest.	<input type="checkbox"/>  Use items such as a paper towel tube, paper plate, coffee filter, wrapping paper, or old magazines to make a butterfly. Be creative and write the letter b on your butterfly.
<input type="checkbox"/>  Think about bugs that you like to see. With an adult, write the sentence below and fill in the blank. Listen for the first sound in the words as you write. Draw a picture to go with your sentence. I like to see a _____.	<input type="checkbox"/>  Draw five ladybugs. Count the number of dots you draw on each ladybug. Write the number of dots below each ladybug. 	<input type="checkbox"/>   Talk about ways to be a good friend. Think of a time when someone was a good friend to you. Draw a picture of your friends. Write the names of your friends on the picture.
<input type="checkbox"/> Think of words that rhyme with <i>bug</i> such as <i>dug, jug, mug, hug, tug, or rug</i> . Draw a picture that shows one of the following: A bug on a rug A bug in a mug OR A bug giving a hug.	<input type="checkbox"/>  Cut out circles, ovals, and small rectangles from paper or magazines. Arrange and glue the shapes to create a bug. Name the shapes used in your picture. Write your name on the back of your bug.	<input type="checkbox"/> Think about times when you need to take turns or share something. Roleplay to practice social skills by asking or saying ... Can I take a turn? Can I borrow your ____? You can take a turn next. Let's share ____ .





<p> Digital Choice: Watch the sight word video to practice recognizing and spelling the word go. Draw a picture to show a place you like to go. Then write and complete this sentence with an adult.</p> <p>I like to go _____.</p>	<p> Digital Choice: Watch a BrainPop Jr. video about patterns. Then use objects in your home to make a pattern.</p>	<p> Digital Choice: Taking deep breaths can help us calm down and feel better when we are upset or angry. Watch the <i>Take A Deep Breath</i> strategy video. Sing the song. Practice taking a deep breath and counting to four.</p> <p>OR</p> <p> Digital Choice: Watch the <i>Belly Breathe</i> video and learn how to use belly breaths to keep calm. Sing the song and practice belly breathing.</p>
<p>Special Education Extension <i>*Optional</i></p> <p> Read and sing this nursery rhyme with your child. Click HERE for the video.</p> <p>Peas Porridge Hot</p> <p>Peas porridge hot, Peas porridge cold, Peas porridge in the pot, nine days old; Some like it hot, some like it cold, Some like it in the pot, nine days old!</p>	<p>Special Education Extension <i>*Optional</i></p> <p>Stomp the Nursery Rhyme: Peas Porridge Hot Say a word with each step/stomp. This is using 1:1 correspondence. Go back and count the words with a finger tap.</p>	<p style="background-color: #cccccc; height: 200px;"></p>

Directions: Review all activities. Place a check by the activities you complete. Share your choices and work with your parent/s. Modify writing activities as needed. Return your choice board and completed activities with your parent's signature to your teacher when you return to school.







Must Do: Read for 15 minutes a selection of your choice and write the title and author below.






Title: _____ Author: _____

Reading / Writing (Choose 1 activity)	Math (Choose 1 activity)	Science / Social Studies (Choose 1 activity)
<input type="checkbox"/>  With an adult, make a book about taking turns sharing your favorite stuffed animal. Put a sentence on each page. When done, draw a picture for each sentence.	<input type="checkbox"/> Use a deck of cards or make number cards out of paper and markers to match numbers 2 - 9. Take turns picking a card off of the deck and naming the number.	<input type="checkbox"/>  Animals grow and change over time. Draw a picture to show the life cycle of a butterfly. (egg → caterpillar → chrysalis → butterfly)
<input type="checkbox"/>  Read a story book about families. Talk about how families in books are the same and different. How do you know if a book is about a real family or a make-believe family?	<input type="checkbox"/>  Fold a piece of paper into three sections. Number the sections 1, 2, and 3. Draw three steps for getting ready for school. What do we do first, next, and last?	<input type="checkbox"/> Talk about the feelings you notice in others by looking at pictures of people in books, photos, or magazines. Name the feeling (happy, sad, angry, nervous, excited, etc.) and talk about how people show their emotions on their face and in their actions.
<input type="checkbox"/>  Make a family mini-book. Use one page to draw a picture of each family member. Say each person's name. Listen for the beginning sound. Write the capital letter that begins each person's name. With an adult, finish writing each person's name.	<input type="checkbox"/> Use small items such as coins, buttons, dry beans, or beads to build a repeating AB pattern such as button, bean, button, bean. Say the pattern out loud and extend the pattern. Repeat using other items.	<input type="checkbox"/> Think about how your body feels when you are angry or upset. Practice strategies for calming down such as <ul style="list-style-type: none"> <input type="checkbox"/> Take three deep breaths <input type="checkbox"/> Count to 10 <input type="checkbox"/> Think happy thoughts <input type="checkbox"/> Talk to someone  Draw a picture of a strategy that you will try the next time you get upset or angry.
<input type="checkbox"/>  Read a story or watch a video about your favorite story. Draw a picture to show your favorite part of the story. With an adult, write a sentence about the characters in the story.	<input type="checkbox"/> Collect the forks and spoons in your house. Sort them into separate piles. Work with a family member to count the number of spoons and the number of forks in each pile. Which pile has more? Which has less?	<input type="checkbox"/> Blow cotton balls across a table or floor using just your mouth. Then use another object to help you blow the cotton ball the same distance such as a straw, hollow pasta, or bubble wand. Which way moves the cotton ball faster? Why?








<p> Digital Choice: Watch the See It, Say It, Sign It video to practice saying and signing letter sounds for letters of the alphabet.</p>	<p> Digital Choice: Play the Train Station game in English or Spanish to practice matching quantities. OR</p> <p> Digital Choice: Practice sorting items by playing the Sorting Box game.</p>	<p> Digital Choice: Go to this link and read the story <i>Animal Babies</i>. Then do the Which came first activity on the left margin of the webpage to sequence the activities that happened first, next, and last.</p>
<p>Special Education Extension <i>*Optional</i></p> <p>Hold warm and cold items with your child. At meal times, talk about hot and cold foods.</p>	<p>Special Education Extension <i>*Optional</i></p> <p>Count out 5 ice cubes. Put them in a baggie. Watch them melt and become warm on the sidewalk outside.</p>	<p style="background-color: #cccccc; height: 100px;"></p>




Directions: Review all activities. Place a check by the activities you complete. Share your choices and work with your parent/s. Modify writing activities as needed. Return your choice board and completed activities with your parent's signature to your teacher when you return to school.

<input type="checkbox"/> Must Do: Read for 15 minutes a selection of your choice and write the title and author below. Title: _____ Author: _____		
Reading / Writing (Choose 1 activity)	Math (Choose 1 activity)	Science / Social Studies (Choose 1 activity)
<input type="checkbox"/>  Fold paper to make a counting book. Write a number on each page. Draw a picture on each page to represent the written number.	<input type="checkbox"/> Collect small household objects to sort into groups. Problem Solving: How can you make new groups using the same objects? How many ways can you think of to sort the items?	<input type="checkbox"/> Act out ways that family members of different ages care for each other. Roleplay to show how different family members help each other.
<input type="checkbox"/> Create a rhyming basket. Take each item out of the basket and think of words that rhyme with each object. Examples could be: <ul style="list-style-type: none"> <input type="checkbox"/> Rock → sock, clock <input type="checkbox"/> Ball → fall, tall, call <input type="checkbox"/> Three → tree, free, see 	<input type="checkbox"/> Sort the coins you have at home. Use a cupcake or muffin tin to sort the coins into different groups such as pennies, nickels, dimes, and quarters. Practice counting the pennies by ones. To increase difficulty, try counting the nickels by 5s, and dimes by 10s.	<input type="checkbox"/>  Pretend to be a weather reporter. Fold a strip of paper into five sections. Record the weather for the next five days using simple drawings to show sunny, cloudy, rainy, etc. Tell a family member about the weather each day.
<input type="checkbox"/>  Read books, look at pictures, or watch videos about plants. Look for information about how plants grow. Place a dried bean in a plastic bag with a damp paper towel to watch a plant sprout and grow over time. Draw pictures to show how your plant changes over time.	<input type="checkbox"/>  Draw weather symbols on small squares of paper such as a raindrop, snowflake, clouds, and the sun. Practice making AB weather patterns such as raindrop, snowflake, raindrop, snowflake. Practice making AB patterns using other weather symbols.	<input type="checkbox"/> Water Relay: With an adult, set up a bucket of water on one end of the yard and an empty bucket on the other end. Have an adult time how long it takes you to relay the water from one bucket to the other using only a sponge. Then repeat using a cup. Which holds more water? How do you know?
<input type="checkbox"/>  Read a story together. Then look for the letters f, g, h, i in the book. Say the sound for each letter. Think of a word that begins with these sounds.	<input type="checkbox"/>  Practice cutting shapes out of paper. Use the shapes to make different family members or to make homes. Name the shapes that were used and describe how they were used.	<input type="checkbox"/> People and animals need shelter to protect them from hot, cold, or rainy weather. With an adult, create a weather shelter for a toy, doll, or stuffed animal from recycled items that are available (cereal box, newspaper, paper towel tubes). Think of a way to make windows in your shelter.















<p> Digital Choice: Watch the story A Tale of Two Soup Cans to learn about recycling. Then draw a picture of something that you can recycle at home.</p>	<p> Digital Choice: Watch the Shapes All Around video. Then go on a shape hunt in your home.</p> <p style="text-align: center;">OR</p> <p> Digital Choice: Play the Hide and Seek game in English or Spanish to practice identifying numerals and counting.</p>	<p> Digital Choice: Play the Guess the Feeling game to practice recognizing how others feel by noticing clues in their facial expression.</p> <p style="text-align: center;">OR</p> <p> Digital Choice: Play the Spin a Song game to learn short songs to help you practice social and emotional skills to help you get through the day.</p>
<p>Special Education Extension *Optional Make any hot food (rice, cereal, oatmeal, grits); divide the serving in half and let one get cold.</p>	<p>Special Education Extension *Optional Pour dry oatmeal or other small grain cereal in a shallow plate. Draw circles, squares, triangles in the grain.</p>	






Directions: Review all activities. Place a check by the activities you complete. Share your choices and work with your parent/s. Modify writing activities as needed. Return your choice board and completed activities with your parent's signature to your teacher when you return to school.

<input type="checkbox"/> Must Do: Read for 15 minutes a selection of your choice and write the title and author below. Title: _____ Author: _____		
Reading / Writing (Choose 1 activity)	Math (Choose 1 activity)	Science / Social Studies (Choose 1 activity)
<input type="checkbox"/> Host a talent show with some of your stuffed animals or toys. Pretend to have each one tell a story, sing a song, or tell a funny joke.	<input type="checkbox"/>  Write numbers 1 - 10 on paper squares, plastic spoons, or clothespins. Practice putting the numbers in order from 1- 10. Then practice counting down from 10 - 1.	<input type="checkbox"/> Discuss why you have rules at home, at school, and in the community. Work as a family to develop and practice some household rules.
<input type="checkbox"/>  Write a sentence about something you like to do at school. Draw a picture of yourself at school. Write your name on your picture. I like to _____ at school.	<input type="checkbox"/>  Fold a paper plate or paper circle into four parts. Draw one shape in each section. Use a pencil and a paperclip to create a spinner.  Name the shape when the spinner stops. Find items in your home that match the shape.	<input type="checkbox"/> Experiment with bubbles by mixing one part dishwashing soap with ten parts water. Add a drop of corn syrup to make the bubbles hold. Look for round items in your house that you can use as a bubble wand.
<input type="checkbox"/>  Draw pictures of a tree, house, bug, star, heart, and sun on a piece of paper. As an adult says words that rhyme with one of the pictures, cross out the picture of the rhyming word. For example, if the adult says fun , cross out the picture of the sun . Repeat with other rhyming words.	<input type="checkbox"/> How Many Am I Hiding? Gather 5 small items and count them. Cover some of the items with a cup or your hand. Count how many are showing. Try to figure out how many are hidden. Repeat to find different ways you can make 5. To increase difficulty, use 10 items.	<input type="checkbox"/>  Name the four seasons of the year. Talk about the weather during each season. Illustrate a photo of your favorite season. Draw yourself in the picture doing your favorite activities to do during this season.
<input type="checkbox"/>  Read a story with an adult. Look for words that you may know. Use your best handwriting to practice writing words that you may know such as I, go, see, or can.	<input type="checkbox"/> Use small items such as buttons, coins, or beads to compare quantities up to 10. Count out 2 items in a group. Then count out 5 items in another group. Compare the quantities. Which group has more? Which group has less? Repeat with other	<input type="checkbox"/> People sometimes feel scared. Talk about a time when you were scared. What were you afraid of? How does your body feel when you are scared? How can you tell if someone else feels scared? Draw a picture to show three things you can do to feel

	quantities up to 10.	better when you are scared such as listen to music, paint/color a picture, talk to an adult, etc.
<input type="checkbox"/>  Digital Choice: Watch the story Waste Not, Want Not to learn about recycling. Then find 2 items in your home that you can reuse for a different purpose.	<input type="checkbox"/>  Digital Choice: Play the Blast Off game . Use shapes to build spaceships for the farm animals.	<input type="checkbox"/>  Digital Choice: Sometimes things happen and we feel disappointed. Watch the That's Disappointing Strategy video . Sing the song and talk about a time when something unexpected happened and you felt disappointed.
Special Education Extension <i>*Optional</i> BeanBag/Sock Toss for opposites Throw it High/Low; Fast/Slow; over/under; in/out; roll it/throw it And just for fun....put one in the freezer to make it cold!	Special Education Extension <i>*Optional</i> Draw 10 dots on a piece of paper. Put one piece of dry cereal on each dot and count them out. Let your child write numbers, draw lines between cereal, or use their fingers to connect cereal.	

Directions: Review all activities. Place a check by the activities you complete. Share your choices and work with your parent/s. Modify writing activities as needed. Return your choice board and completed activities with your parent's signature to your teacher when you return to school.

<input type="checkbox"/> Must Do: Read for 15 minutes a selection of your choice and write the title and author below. Title: _____ Author: _____		
Reading / Writing (Choose 1 activity)	Math (Choose 1 activity)	Science / Social Studies (Choose 1 activity)
<input type="checkbox"/>  Make a name train by gluing colored squares of paper onto a strip of construction paper. Write each letter of your name on a colored square. Create another train with the letters of your last name. Which is longer? Which is shorter?	<input type="checkbox"/>   Make a SHAPE pizza! Cut out squares, circles, triangles and rectangles from different colors of paper. Glue onto a paper plate to make a SHAPE pizza. Count and write how many of each shape you used in their pizza.	<input type="checkbox"/>   Use a paper plate or sheet of paper to make a stop/go sign. Write STOP on one side and color it red. Write GO on the other side and color it green. Pretend you are driving a vehicle around your neighborhood while an adult shows the stop/go sign.
<input type="checkbox"/> Syllable Steps: As an adult says a word, take a step forward for each word part, or syllable, you hear such as: <ul style="list-style-type: none"> <input type="checkbox"/> Traffic → traf / fic = 2 steps <input type="checkbox"/> Hurry → hur / ry = 2 steps <input type="checkbox"/> Fabulous → fab /u/ lous = 3 steps 	<input type="checkbox"/> People can travel using their body in different ways. Practice travelling from one end of your yard to the other end by walking, jumping, skipping, crawling, baby stepping, and hopping. Count the steps. Which way was the fastest? Which way was the slowest?	<input type="checkbox"/> Set up a replica of your neighborhood in the living room using toys or boxes to represent different buildings. Use toy vehicles or a box to take a pretend trip around your neighborhood. Talk about how community helpers help others in the neighborhood.
<input type="checkbox"/>  Read a make-believe story with an adult. Look at the pictures and talk about what is happening in the story. Go back in the story and find two events or actions that could really happen. Then find two events or actions that are make-believe.	<input type="checkbox"/>    Create different number "train tracks" by writing the numbers 1, 2, 3, 4, 5 across the top of a paper. Draw different types of lines (straight, wavy, zigzag) connecting each number to a matching set of dots. Practice tracing the lines and then use scissors to cut on the lines.	<input type="checkbox"/>   Practice reciting identification information such as your name, your parent's name, and phone number. Make a pretend phone from a small box or draw a phone on paper. Write numbers on the phone. Use the pretend phone to practice dialing your parent's phone number.
<input type="checkbox"/>  Sing the song "Wheels on the Bus" as you walk around your home. Make a list of different types of vehicles that have	<input type="checkbox"/> Practice making traffic sound patterns such as <ul style="list-style-type: none"> <input type="checkbox"/> Beep, beep, honk → Beep, beep, honk. <input type="checkbox"/> Vroom, honk → vroom, honk. 	<input type="checkbox"/>   Discuss different types of vehicles and where they are used. Fold a piece of paper into three sections. Label

<p>wheels. Then sing “Wheels on the _____” and use the names of other vehicles.</p>	<p><input type="checkbox"/> Honk, vroom, vroom → Honk, vroom, vroom.</p>	<p>each section with one of these words: water, land, air. Draw pictures of vehicles that belong in each column.</p>
<p><input type="checkbox"/>  Digital Choice: Use the online Storybook Creator to design a story. Listen for rhyming words in your story.</p>	<p><input type="checkbox"/>  Digital Choice: Play the 3-2-1 game to practice matching quantities to the correct numeral.</p> <p style="text-align: center;">OR</p> <p><input type="checkbox"/>  Digital Choice: Play the Flower Garden game in English or Spanish to practice counting groups of flowers.</p>	<p><input type="checkbox"/>  Digital Choice: Watch the Don't Give Up video. Sing the song and think about a time when you didn't give up when trying something new.</p>
<p>Special Education Extension <i>*Optional</i></p> <p> Read and Sing this nursery rhyme with your child: “Teddy Bear, Teddy Bear, Turn Around” Click HERE for the video.</p> <p><u>Teddy Bear, Teddy Bear, Turn Around (act out)</u> Teddy Bear, Teddy Bear, turn around. Teddy Bear, Teddy Bear, touch the ground. Teddy Bear, Teddy Bear, jump up high. Teddy Bear, Teddy Bear, touch the sky. Teddy Bear, Teddy Bear, bend down low. Teddy Bear, Teddy Bear, touch your toes. Teddy Bear, Teddy Bear, turn off the light. Everybody say shh! Teddy Bear, Teddy Bear, say goodnight.</p>	<p>Special Education Extension <i>*Optional</i></p> <p>Stomp the Nursery Rhyme: Teddy Bear, Teddy Bear, Turn Around</p> <p>Say a word with each step/stomp. This is using 1:1 correspondence. Go back and count the words with a finger tap.</p>	