























Directions: Review all activities. Place a check by the activities you complete. Share your choices and work with your parent/s. Modify writing activities as needed. Return your choice board and completed activities with your parent's signature to your teacher when you return to school.

<input type="checkbox"/> Must Do: Read for 15 minutes a selection of your choice and write the title and author below. Title: _____ Author: _____		
Reading / Writing (Choose 1 activity)	Math (Choose 1 activity)	Science / Social Studies (Choose 1 activity)
<input type="checkbox"/>  Read a book. Then find letters in the book that can be written using only straight lines (A, E, F, H), using lines that go around (C), and using both straight lines and lines that go around (B, D, G).	<input type="checkbox"/> Take a counting trip around your home. Look for and count the number of blue items you see in each room. Repeat the counting trip looking for and counting green items in each room.	<input type="checkbox"/> Fill a clear plastic container with metal objects such as nuts and bolts, paper clips, and bobby pins. Use a strong magnet to move the items without touching them.
<input type="checkbox"/>  Write uppercase letters A - E down the left side of a sheet of paper. Write lowercase letters a - e down the right side of the page. Draw a wavy or zigzag path to connect the upper and lowercase letters. Trace the path. Use scissors to practice cutting the path.	<input type="checkbox"/> Gather a collection of two small items such as beans and pennies. Make a simple graph by lining up the beans in a row. Then make a line of pennies. Count the number of items in each row. Compare the numbers and determine if there are more beans or pennies. Repeat with other objects.	<input type="checkbox"/> Recycle items to create musical instruments and play music with your family. Instruments could include: <ul style="list-style-type: none"> <input type="checkbox"/> Shaker: pebbles inside a plastic drink bottle or plastic egg <input type="checkbox"/> Drum: plastic bowl turned upside down <input type="checkbox"/> Harp: rubber bands stretched around a muffin pan or the opening of a tissue box
<input type="checkbox"/>  Look at a picture book together. Use picture clues to talk about what might be happening in the story. Read the story and talk about the beginning, middle, and end of the story.	<input type="checkbox"/> Practice making AB patterns using movements such as <ul style="list-style-type: none"> <input type="checkbox"/> Clap, step, clap, step <input type="checkbox"/> Jump, clap, jump, clap or <input type="checkbox"/> Step, wave, step, wave. 	<input type="checkbox"/>  Reading Faces: Draw different types of faces on paper or paper plates. (happy, angry, sad, surprised) Talk about an event that you might see each face
<input type="checkbox"/> Practice reciting nursery rhymes and listen for rhyming words.	<input type="checkbox"/>  Write the numbers 1-9. Use cotton swabs or toothpicks to make each	<input type="checkbox"/>  Wants vs. Needs: Fold a piece of

<ul style="list-style-type: none"> <input type="checkbox"/> Jack & Jill <input type="checkbox"/> Baa, Baa, Black Sheep <input type="checkbox"/> Hey Diddle, Diddle <input type="checkbox"/> Little Boy Blue. 	<p>number. Trace over the number with your finger and name each number.</p>	<p>paper in half. Talk about things we want (ice cream, watch TV) and things we need (clothes, house). Draw three things we want and three things we need.</p>
<ul style="list-style-type: none"> <input type="checkbox"/>  Digital Choice: Watch the Outer Space Alphabet video and sing the ABC song. Then play the <i>Sandbox Search</i> game to practice finding words that begin with a specific letter. 	<ul style="list-style-type: none"> <input type="checkbox"/>  Digital Choice: Watch the Addition Expedition video to practice doing simple addition by counting. Count groups of items you see in your home. 	<ul style="list-style-type: none"> <input type="checkbox"/>  Digital Choice: Waiting for something can be hard to do. Watch the <i>Good Things Come to Those Who Wait</i> video to learn strategies that can help you wait patiently. Practice the strategies named in the song.
<p>Special Education Extension <i>*Optional</i></p> <p>Jump up high 10 times Bend down low 10 times Turn around 3 times How many noses in your house right now? (Don't forget your pets!)</p>	<p>Special Education Extension <i>*Optional</i></p> <p>Make a bear out of shapes</p> <ul style="list-style-type: none"> <input type="checkbox"/> Head: circle <input type="checkbox"/> Body: oval <input type="checkbox"/> Ears: half circle (semi circle <input type="checkbox"/> legs/arms: ovals <p>Ask your child to color each part.</p> <p> Cut out the parts and have your child put it together again.</p>	

Directions: Review all activities. Place a check by the activities you complete. Share your choices and work with your parent/s. Modify writing activities as needed. Return your choice board and completed activities with your parent's signature to your teacher when you return to school.

<input type="checkbox"/> Must Do: Read for 15 minutes a selection of your choice and write the title and author below. Title: _____ Author: _____		
<p align="center">Reading / Writing (Choose 1 activity)</p>	<p align="center">Math (Choose 1 activity)</p>	<p align="center">Science / Social Studies (Choose 1 activity)</p>
<input type="checkbox"/>  Practice writing your first and last name in your best handwriting. Count the letters in your first name and write that number. Then count the letters in your last name. Write that number.	<input type="checkbox"/>  On a piece of paper, draw a tic-tac-toe board. Write the numbers 1 through 9 in the boxes. Have the students place that many pieces of dry cereal, goldfish cracker, or other small item in each box	<input type="checkbox"/>  Draw the American Flag and color in the red stripes. Practice reciting the Pledge of Allegiance with an adult.
<input type="checkbox"/>  Read a story with an adult. Notice details in the picture and predict what the words might say before reading the text. Talk about where you start reading on the page and point left to right as the text is read. Point to specific letters, point to words, and point to the spaces between words.	<input type="checkbox"/> Tape 5 pieces of paper to the wall with the numbers 1-5. Bounce a ball (or flyswatter) to hit one of the numbers. As you land on a number, do that many of an activity such as 5 jumping jacks, 3 push ups, etc. To increase difficulty, use higher numbers.	<input type="checkbox"/>  Talk about what makes a good friend. Make a friendship book that includes pictures of at least three of your friends.
<input type="checkbox"/> Practice singing two or more nursery rhymes. Listen for and talk about the rhyming words in each. <ul style="list-style-type: none"> <input type="checkbox"/> There Was an Old Woman <input type="checkbox"/> Humpty Dumpty <input type="checkbox"/> One, Two, Buckle My Shoe <input type="checkbox"/> Jack Be Nimble 	<input type="checkbox"/>  Draw a picture of your family from the tallest to the shortest. Tell an adult about your picture. Use comparison words such as taller, shorter, older, younger <i>I am <u>shorter</u> than Mommy.</i> <i>Billy is <u>taller</u> than me.</i>	<input type="checkbox"/> Make Sensory Sticks Use items around your house of different textures to create sensory sticks. (cotton balls, sandpaper, silk, velcro, sponge, play doh, tape) Which sticks are rough, smooth, wet, sticky, etc?
<input type="checkbox"/> Practice blending word parts to make words as shown below.	<input type="checkbox"/>  Create a shape writing tray using sand, salt, sugar, dry cereal, etc. Have	<input type="checkbox"/> Pretend you work in the grocery store. Find items in your kitchen that you can









<input type="checkbox"/> /d/ - /og/ = ? (dog) <input type="checkbox"/> /c/ -->/at/ = ? (cat) <input type="checkbox"/> /h/ - /ug/ = ? (hug) <input type="checkbox"/> /j/ - /ump/ = ? (jump)	<p>students practice drawing a circle, square, rectangle, oval, and triangle.</p>	<p>stack. Pretend you are the cashier. Ring up the food items and practice bagging the items for your customer. Switch roles and be the customer going shopping.</p>
<input type="checkbox"/>  Digital Choice: Play the <i>Rhyme Time</i> game to practice identifying rhyming words. OR <input type="checkbox"/>  Digital Choice: Go to Day 9 on this website and read the digital stories about trash and recycling.	<input type="checkbox"/>  Digital Choice: Play the Count with Allie game in English or Spanish to practice counting to 20.	<input type="checkbox"/>  Digital Choice: Take a virtual field trip by video to learn about the post office. OR <input type="checkbox"/>  Digital Choice: Take a virtual field trip by video to the fire station.
<p>Special Education Extension *Optional</p> <p>Make a Bear Snack! Have your child tell you what they are doing or what you are doing to make it. Let your child do as much of this as they can! Easy clean up!</p> <p>Directions:</p> <ul style="list-style-type: none"> • Use a glass to cut out a circle in the bread. • Spread it with Peanut butter (or anything you want) • Add raisin eyes (or grapes, cheerios, etc.) • Add a chocolate chip nose! <p>Enjoy! Have them tell you if it is good and if they like it! Use language as much as you can.</p>	<p>Special Education Extension *Optional</p> <p>Take the bear you made in yesterday's extension activity outside and trace the body on the sidewalk or in the dirt.</p> <p>Then trace your body on the sidewalk or in the dirt.</p> <p>See how many parts are the same or different. (A white stone will mark on the sidewalk)</p>	




Child Development Choice Board Day 18 **Name:** _____ **Date:** _____ **Parent Signature:** _____

Directions: Review all activities. Place a check by the activities you complete. Share your choices and work with your parent/s. Modify writing activities as needed. Return your choice board and completed activities with your parent's signature to your teacher when you return to school.

Must Do: Read for 15 minutes a selection of your choice and write the title and author below.

Title: _____ Author: _____

<p>Reading / Writing (Choose 1 activity)</p>	<p>Math (Choose 1 activity)</p>	<p>Science / Social Studies (Choose 1 activity)</p>
<p><input type="checkbox"/>  Practice writing the letter P. Cut colored paper or old magazine pages into strips. Then cut the strips into squares or triangles. Glue the shapes to cover the letter P with colorful paper. Take turns thinking of words that begin with the /p/ sound.</p> 	<p><input type="checkbox"/> Go on a nature walk to collect some rocks, leaves, and flowers. Create simple patterns using these items. To increase difficulty, increase the number of items in the pattern. For example,</p> <ul style="list-style-type: none"> <input type="checkbox"/> rock, leaf, rock, leaf <input type="checkbox"/> rock, leaf, flower, rock, leaf, flower <input type="checkbox"/> rock, rock, leaf, rock, rock, leaf 	<p><input type="checkbox"/> Animals use colors to blend into their surroundings. This is called camouflage. Go on a nature walk. See how many insects you can find and look for ways that they are camouflaged.</p>
<p><input type="checkbox"/>  Read a book with an adult. Then use markers or paint with cotton swabs to make a dot art picture to show one thing that you read about.</p> 	<p><input type="checkbox"/>  Draw a hopsotch board outside using chalk, a white stone, or duct tape. Play hopsotch counting from 1-10 upwards and backwards as you hop.</p>	<p><input type="checkbox"/>  Paint or draw a picture of your backyard. See if you can hide three animals in your picture.</p>
<p><input type="checkbox"/> Practice blending word parts to make words as shown below.</p> <ul style="list-style-type: none"> <input type="checkbox"/> /d/ - /ot/ = ? (dot) <input type="checkbox"/> /c/ -->/an/ = ? (can) <input type="checkbox"/> /h/ - /ot/ = ? (hot) <input type="checkbox"/> /j/ - /ug/ = ? (jug) 	<p><input type="checkbox"/> Collect at least 2 pairs of shoes from each member of your family. Put them in a pile and mix them up. Match the pairs back together again and line them up from largest to smallest. Describe the lineup using the words: largest, smallest, bigger, smaller.</p>	<p><input type="checkbox"/> Think of ways people can camouflage themselves. What color would they wear to camouflage themselves in snow? What color would they wear on the beach? Repeat with the ocean and the forest.</p>
<p><input type="checkbox"/>  Practice writing letters the letters j, k, l, m, and n. Say the sound for each letter and think of words that begin with the letter. Then go on a letter hunt in</p>	<p><input type="checkbox"/>  Cut 5 brown triangles out of paper to resemble ice cream cones. Number them 1-5. Have your child use salad tongs or plastic tweezers to put the</p>	<p><input type="checkbox"/> Play a game of hide and seek with a family member. Practice taking turns hiding and seeking.</p>







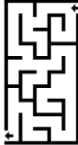


your kitchen to find these letters.	correct number of cotton balls or pom poms on top of each cone. To increase difficulty, use higher numbers.	
<input type="checkbox"/>  Digital Choice: Go to Day 2 on this website . Read the ebook <i>It Could Still Be a Flower</i> and watch the video <i>What Are Plants?</i> Draw a picture of a plant and label the roots, stem, and leaves.	<input type="checkbox"/>  Digital Choice: Play the Catching Bugs game in English or Spanish to practice counting and comparing numbers.	<input type="checkbox"/>  Digital Choice: Watch the Camouflage Brain Pop video. Then draw a picture that shows how an animal that has blended in, or camouflaged, with its environment.
<p>Special Education Extension *Optional</p> <p>Read and Sing this Nursery Rhymes with your child-</p> <p>“Little Turtle” Click HERE for the video</p> <p>Little Turtle There was a little turtle, (hand in a fist) He lived in a box. (put your hand over the fist) He swam in a puddle, (swimming motion with hands) He climbed upon the rocks. (climbing motion with legs)</p> <p>He snapped at a mosquito. (snap with your hands) He snapped at a flea. (snap with your hands) He snapped at a minnow, (snap with your hands) And he snapped at me. (snap with your hands)</p> <p>He caught the mosquito, (clamp hands together) He caught the flea, (clamp hands together) He caught the minnow; (clamp hands together) But he didn't catch me!(hands in air over head)</p>	<p>Special Education Extension *Optional</p> <p>Stomp the Nursery Rhyme: Little Turtle</p> <p>Say a word with each step/stomp. This is using 1:1 correspondence. Go back and count the words with a finger tap.</p>	




Child Development Choice Board Day 19 **Name:** _____ **Date:** _____ **Parent Signature:** _____

Directions: Review all activities. Place a check by the activities you complete. Share your choices and work with your parent/s. Modify writing activities as needed. Return your choice board and completed activities with your parent’s signature to your teacher when you return to school.

Must Do: Read for 15 minutes a selection of your choice and write the title and author below.

Title: _____ Author: _____

Reading / Writing (Choose 1 activity)	Math (Choose 1 activity)	Science / Social Studies (Choose 1 activity)
<input type="checkbox"/> Play letter musical chairs. Line chairs side by side. Place letters on the musical chairs. Play music. When the music stops, you must name the letter on the chair where you sit and think of words that start with that letter.	<input type="checkbox"/>  Puddle Jump: Cut "puddles" out of paper. Number them. Then carefully jump from puddle to puddle in the correct order.	<input type="checkbox"/>  Use Legos, blocks, or boxes to build something tall. What kind of structure did you build? Create a name for your structure. Draw a picture of it on a piece of paper.
<input type="checkbox"/>  Read an informational book or article. Look for and name parts of the book. Title, title page, the front of book, and the back of book. Look at the pictures or illustrations. What did you learn by reading this text? What was your favorite part?	<input type="checkbox"/> Grab a handful of coins from your piggy bank. Separate them into pennies, nickels, dimes, and quarters. Make a bar graph by lining each coin type in a row. Use words like longest, shortest, greatest, least to compare the rows. 	<input type="checkbox"/> Experiment Time: Egg Float Pour water into a container halfway to the top. Add about six tablespoons of salt and stir. Gently add more water until it is almost full. Place an egg in the water and see how it floats.
<input type="checkbox"/>  Rainbow Writing: Write the letters a, c, p, and d. Trace them over using many colors of crayons or markers to make rainbow letters. 	<input type="checkbox"/> Make a maze, or path, on the ground using tape (inside) or chalk (outside). Practice using different types of lines in your maze such as straight, curly, zig-zag, dotted, etc. 	<input type="checkbox"/> Fill three cups of water. Add red food coloring to one cup. Add yellow to a cup and, and blue to a cup. Mix small amounts of the colored water together one by one to see how new colors form.
<input type="checkbox"/>  With an adult, write a letter to a neighbor. Tell them something you are happy about. Listen for the first letters in the words. Help your parent write the letter. Draw a picture to go with the letter. Sign your name at the bottom.	<input type="checkbox"/>  In the tub or on a tray, use shaving cream to draw the following shapes: circle, square, rectangle, triangle, and oval.	<input type="checkbox"/> Community Conversations: Talk about all of the places your family likes to go in your community. <ul style="list-style-type: none"> <input type="checkbox"/> Name of your grocery store <input type="checkbox"/> Name of your dentist <input type="checkbox"/> Name of your doctor














		<input type="checkbox"/> Name of your principal
<input type="checkbox"/>  Digital Choice: Go to Day 5 on this website to learn about spring. Read the ebooks and watch the video. Draw a picture that shows the spring season.	<input type="checkbox"/>  Digital Choice: Play the <i>Apple Picking</i> game in English or Spanish to practice finding the missing number on a number line.	<input type="checkbox"/>  Digital Choice: Watch the <i>Mixing Colors</i> video to learn how to mix two colors to get a new color. Then try mixing colors on the Creating Colors interactive website .
Special Education Extension *Optional Find these rhyming items in your house or outside: <ul style="list-style-type: none"> <input type="checkbox"/> 10 rocks <input type="checkbox"/> 1 box <input type="checkbox"/> 7 socks <input type="checkbox"/> 4 locks 	Special Education Extension *Optional <i>Make a turtle using these shapes</i> <ul style="list-style-type: none"> <input type="checkbox"/> <i>Body: oval or circle</i> <input type="checkbox"/> <i>4 legs: ovals</i> <input type="checkbox"/> <i>Tail: triangle</i> <i>Color the bear 5 different colors.</i> <i>Name each color you used.</i>	






Child Development Choice Board Day 20 Name: _____ Date: _____ Parent Signature: _____

Directions: Review all activities. Place a check by the activities you complete. Share your choices and work with your parent/s. Modify writing activities as needed. Return your choice board and completed activities with your parent's signature to your teacher when you return to school.

Must Do: Read for 15 minutes a selection of your choice and write the title and author below.

Title: _____ Author: _____

<p>Reading / Writing (Choose 1 activity)</p>	<p>Math (Choose 1 activity)</p>	<p>Science / Social Studies (Choose 1 activity)</p>
<p><input type="checkbox"/>  Read a story book with an adult. Use your imagination and act out parts of the story. Act out what happened first, next, and last.</p>	<p><input type="checkbox"/> Sing the Days of the Week song and the Months of the Year song. Look at a calendar. What day is it today? What day was yesterday? What day will it be tomorrow?</p>	<p><input type="checkbox"/>  Read a treasure map. Have a family member hide one of your toys and draw a picture of the area where it's hidden. Use the picture clues to find the object. </p>
<p><input type="checkbox"/>  With an adult, write a grocery list for the next shopping trip. Listen for the first sounds in words and write the letters you hear. Sign your name at the top of the list. </p>	<p><input type="checkbox"/>  Draw two handprints on a piece of paper. Count out 12 pieces of candy or cereal. Practice making equal shares by placing one candy or cereal on each hand until all candies/cereals are on the two hands. (One for you, one for me.) Count the number of items on each hand to see how many each person would get. Repeat with 4, 6, 8, and 10 items. </p>	<p><input type="checkbox"/>  Make a five-senses book with an adult. Write one sentence on each page. Draw a picture to go with each page.</p> <ul style="list-style-type: none"> <input type="checkbox"/> I can see _____. <input type="checkbox"/> I can touch _____. <input type="checkbox"/> I can hear _____. <input type="checkbox"/> I can smell _____. <input type="checkbox"/> I can taste _____. 
<p><input type="checkbox"/>  Practice writing the letters A, B, C, D, E. Write the letters in uppercase and then write them in lowercase. Use your best handwriting. Sign your name at the top of your paper.</p>	<p><input type="checkbox"/> Use a clothes hanger to make a simple balance scale. Attach small cups, baskets, or sand pails to each end of the hinge. Put one small object inside each cup or basket to compare weight. Which is heavier? Which is lighter? Repeat with other small items. </p>	<p><input type="checkbox"/>  Pour 2 tablespoons of water with food coloring and 2 tablespoons of cooking oil into a clear, empty water or drink bottle. Close the lid and give it a shake. Place the bottle down and see how the oil floats to the top. Draw a picture of what you see.</p>
<p><input type="checkbox"/> Sing your favorite nursery rhymes from the list below. Listen for and talk about rhyming words in each nursery rhyme.</p> <ul style="list-style-type: none"> <input type="checkbox"/> Jack Be Nimble 	<p><input type="checkbox"/> Gather beads, dry pasta, or cereal rings and a string or pipe cleaner to make a pattern bracelet. Use your fine motor skills to thread the pasta, beads, or</p>	<p><input type="checkbox"/>  Add some dishwashing soap in a cup of water and stir it. Using a cotton swab draw a picture on the bathroom mirror. During bathtime, as the</p>

<ul style="list-style-type: none"> <input type="checkbox"/> Itsy Bitsy Spider <input type="checkbox"/> Five Little Monkeys <input type="checkbox"/> Mary Had a Little Lamb 	<p>cereal loops onto the string.</p> 	<p>bathroom gets foggy, the picture should be visible on the mirror.</p>
<ul style="list-style-type: none"> <input type="checkbox"/>  Digital Choice: Go to this website to learn about friendships. Read the ebooks and watch the video. Draw a picture to show you and a friend. Label the pictures with 	<ul style="list-style-type: none"> <input type="checkbox"/>  Digital Choice: Play the Fair Shares game in English or Spanish to practice sorting items into equal groups. 	<ul style="list-style-type: none"> <input type="checkbox"/>  Digital Choice: Play the Find My Ride game to match community members with their vehicles. <li style="text-align: center;">OR <input type="checkbox"/>  Digital Choice: Play the Homes Are Everywhere game and use clues to match homes to the correct location.
<p>Special Education Extension <i>*Optional</i></p> <p>Make a Turtle Snack!</p> <ul style="list-style-type: none"> <input type="checkbox"/> Rock: Graham cracker (or other cracker) <input type="checkbox"/> Turtle: grapes, tomato, half a pear or apple <input type="checkbox"/> Minnow: goldfish crackers <input type="checkbox"/> Flea: raisins <input type="checkbox"/> Mosquito: pretzel stick with a raisin <p>Put the turtle on the rock and let it snap at the other animals.</p>	<p>Special Education Extension <i>*Optional</i></p> <p>Pretend to be a turtle and walk slowly on your hands and feet.</p> <p>Pretend to be a bear and run quickly on your hands and feet.</p> <p>Pretend to be a child and run fast and slow!</p>	