









Directions: Review all activities. Place a check by the activities you complete. Share your choices and work with your parent/s. Modify writing activities as needed. Return your choice board and completed activities with your parent's signature to your teacher when you return to school.

<input type="checkbox"/> Must Do: Read for 15 minutes a selection of your choice and write the title and author below. Title: _____ Author: _____		
Reading / Writing (Choose 1 activity)	Math (Choose 1 activity)	Science / Social Studies (Choose 1 activity)
<input type="checkbox"/>  Pretend to host a feast for your stuffed animals/toys. Draw a picture or write an invitation for your guests. Make a list of foods you want to include.	<input type="checkbox"/> Gather three different containers, such as a cup, a bowl, and a pot. Predict which item will hold the most liquid. Work with an adult to fill the item with water. Measure to determine which container holds more.	<input type="checkbox"/> Pretend you are going to the doctors' office for a checkup. Think of questions you may ask your doctor. Pretend to listen to the heartbeat, check temperature, and look at the throat and/or ears of the patient.
<input type="checkbox"/> Name items you see around your home. Clap your hands to count the number of syllables in each word.	<input type="checkbox"/> Count the sides and corners of various items in your home. Name the shape of the items.	<input type="checkbox"/> Make a list of items that you might buy at a grocery store or market. Sing the song "To Market, To Market" and role-play shopping in the market.
<input type="checkbox"/> Name a letter of the alphabet. Say the sound of the letter and say a word that begins with that sound. Repeat with three other letters.	<input type="checkbox"/>  Fold a piece of paper into three sections. Number the sections 1, 2, and 3. Draw three steps for washing hands. What do we do first, next, and last?	<input type="checkbox"/>  Draw a stick-man. Name the parts of the body as you draw. Practice moving various parts of your body as you sing the Hokey Pokey song.
<input type="checkbox"/>  Practice writing letters A - E. Write each letter in uppercase and lowercase. Say the sounds each letter makes.	<input type="checkbox"/> Practice singing counting songs: <ul style="list-style-type: none"> <input type="checkbox"/> One Potato, Two Potato <input type="checkbox"/> Five Little Monkeys <input type="checkbox"/> This Old Man <input type="checkbox"/> Ten in the Bed 	<input type="checkbox"/> Assist your family with clean-up chores after a meal. Sort items into paper, plastic, garbage, and compost for recycling.






Directions: Review all activities. Place a check by the activities you complete. Share your choices and work with your parent/s. Modify writing activities as needed. Return your choice board and completed activities with your parent's signature to your teacher when you return to school.

<input type="checkbox"/> Must Do: Read for 15 minutes a selection of your choice and write the title and author below. Title: _____ Author: _____		
<p style="text-align: center;">Reading / Writing (Choose 1 activity)</p>	<p style="text-align: center;">Math (Choose 1 activity)</p>	<p style="text-align: center;">Science / Social Studies (Choose 1 activity)</p>
<input type="checkbox"/> Say words that begin with the /j/ sound. Jump each time you hear a 'J' word, such as jump, jelly, jacket, jungle.	<input type="checkbox"/>  Draw several long silly snakes. Cut the snakes out and put them in order by length. Use the words long, longer, and longest to talk about the snakes.	<input type="checkbox"/> Talk about the parts of an animal's body and how the animal moves. Practice imitating the movement of various animals.
<input type="checkbox"/>  Read a story about animals. Draw your favorite animal from the story. Include details in your picture about where the animal lives.	<input type="checkbox"/> Create an oral counting story about a zoo visit. For example, "I saw ONE snake. I saw ONE snake, TWO birds. I saw ONE snake, TWO birds, and THREE monkeys." Continue to extend the story up to 5 animals.	<input type="checkbox"/>  Think of animals you know and where they live. Talk about and draw pictures of various habitats such as desert, rainforest, ocean. Add pictures of animals that live in each habitat.
<input type="checkbox"/> Sing your favorite animal song. Some options may include: <ul style="list-style-type: none"> <input type="checkbox"/> Itsy, Bitsy Spider <input type="checkbox"/> Going on a Bear Hunt <input type="checkbox"/> Baa, Baa, Black Sheep <input type="checkbox"/> Mary Had a Little Lamb 	<input type="checkbox"/> Use toy animals or pictures of animals to arrange animals in order from smallest to largest. Identify the largest and smallest animal. Compare animals using the words bigger or smaller.	<input type="checkbox"/> Use items from around your home such as a paper bag, sock, paper plate, or an old magazine to create an animal puppet. Talk about the shapes, colors, and textures used to make the puppet.
<input type="checkbox"/>  Observe birds in your yard or in pictures. Draw a picture to show what birds eat. Think of words that rhyme with 'eat'.	<input type="checkbox"/> Create and practice various animal movement patterns such as <ul style="list-style-type: none"> <input type="checkbox"/> flap, run, flap, run <input type="checkbox"/> jump, crawl, jump, crawl <input type="checkbox"/> Extend patterns to include animal sounds such as roar, hiss, roar, hiss.	<input type="checkbox"/> Name pairs of items that help keep animals warm and people warm such as feathers or sweaters.

Directions: Review all activities. Place a check by the activities you complete. Share your choices and work with your parent/s. Modify writing activities as needed. Return your choice board and completed activities with your parent's signature to your teacher when you return to school.

Must Do: Read for 15 minutes a selection of your choice and write the title and author below.

Title: _____ Author: _____

Reading / Writing (Choose 1 activity)	Math (Choose 1 activity)	Science / Social Studies (Choose 1 activity)
<input type="checkbox"/>  Draw a picture of your family. Label each person with their name. Talk about each family member using the pronoun he or she.	<input type="checkbox"/> Cut out circles, triangles, rectangles and rectangles. Use these shapes to create a paper doll for each member of your family. Be creative.	<input type="checkbox"/> Talk about how family members help each other at home. Act out helpful roles such as clearing the table, sorting laundry, and putting away groceries.
<input type="checkbox"/> Take turns playing a description game by saying your name and giving one description of yourself. You can include information about hair color, eye color, etc.	<input type="checkbox"/> Trace your hand and the hand of a family member. Compare the shape and size of the two handprints. How are they alike and different? Sign your names on your handprint.	<input type="checkbox"/>  Trace your hand. Count the fingers. Draw a picture of how you help your family beside each finger.
<input type="checkbox"/>  Make a card for a family member. Write a special message for someone you love.	<input type="checkbox"/> Help your family sort the laundry in a variety of ways such as size, long/short sleeve, and color.	<input type="checkbox"/>  Collect leaves from your yard or cut leaves from paper. Write the name of a family member on each leaf. Use the leaves to create a family tree.
<input type="checkbox"/>  Draw or write about your favorite family celebration. Listen for the first sounds in words as you write. Write your name on your story.	<input type="checkbox"/> Collect and sort items that may be needed for a family picnic. Sort the items by size, shape, and color. Compare the weight of the items by using the words heavier, heaviest, lighter and lightest.	<input type="checkbox"/> Choose a family celebration and act it out. Dress up and role-play various family members who attend the celebration.

