




















































**Directions:** Review all activities. Place a check by the activities you complete. Share your choices and work with your parent/s. Modify writing activities as needed. Return your choice board and complete activities with your parent's signature to your teacher when you return to school.

<input type="checkbox"/> <b>Must Do:</b> Read for 15 minutes a selection of your choice and complete the reading log on the last page.			
	<b>Reading / Writing</b> (Choose 1 activity)	<b>Math</b> (Choose 1 activity)	<b>Science / Social Studies</b> (Choose 1 activity)
	<input type="checkbox"/>  Have a hunt in your home for words with a <b>long vowel sound</b> . Find at least 10 items that have a long vowel sound when you say their names. Draw a picture of each item and write the word in a sentence under the picture.  	<input type="checkbox"/>  Have your parent or caregiver find some pennies, nickels, and dimes. Put them in a bag, close your eyes, and pick out three coins. -Write down the coins you picked. -How much money do the 3 coins add up to? -Draw how you found your answer. -Put those coins back and choose 3 more coins and repeat what you have already done with the new coins.	<input type="checkbox"/>  Objects either give off their own light (be a source of light) or reflect light. Can you find objects in your home that give off their own light? All other objects reflect light. Make a list of ten objects you can find in your home. Sort them into two categories- Objects that give off their own light and objects that reflect light. Share your findings with a friend or family member.
	<input type="checkbox"/>  Write 6 "super duper" sentences that have an <b>adjective, noun, and verb</b> . Use your best handwriting. Draw a picture to go with each sentence.  Example: The furry black cat played with me.	<input type="checkbox"/>  Maria and Tran each have a pet hamster. They have a maze for the hamsters to run through. Maria says she thinks her hamster can run through the maze faster than Tran's. They each time their hamster as it runs through the maze. It takes Maria's hamster 19 seconds to travel through the maze. It takes Tran's hamster 15 seconds. Which hamster is faster? How do you know? Write your answer on a piece of paper.	<input type="checkbox"/> If it is a sunny day, put one black and one white object outside in the sun for 30 minutes. After 30 minutes, touch each object with your hand. Does one object feel warmer and one feel cooler? Or do they both feel the same? Why do you think this is? Discuss your finding with a friend or family member.
	<input type="checkbox"/>   Homophones are words that sound the same but are spelled differently. Write and illustrate two sets of homophones. Use the homophones in sentences to show you know how to correctly use each homophone.	<input type="checkbox"/>   Two students were walking to school one day when they saw two teachers each walking with two dogs. Each dog had two ears. How many dog ears were there in all? Draw a picture of what you see and write your answer.	<input type="checkbox"/> Play a game with a friend or family member. Discuss why it is important to follow the rules of the game.










	    <p>Think of a story you are reading or have read. Draw a picture of the setting. Then write 3 sentences describing the setting and whether or not it is important to the story. Would the story have changed if it was written with a different setting?</p>	  <p>Make a book that has the following shapes: square, rectangle, triangle, hexagon, rhombus, trapezoid, and circle. Draw and label each shape and describe it in words. This shape is a _____ because it has _____ sides and _____ corners.</p>	  <p>People in <b>authority</b> have the power to give orders, to make important decisions, and to enforce rules and laws. Who in your family, your community, your state, and your country have authority? Make a list of people in authority.</p>				
	  <p>Digital Choice: Go to <a href="#">Scholastic</a> and read the two texts, <i>Diary of a Spider</i> and <i>A Spiderling Grows Up</i> from <b>Week 1 Day 1</b>. Then view the “Tricky Spiders” video and complete the activities. Then create a new kind of spider. Draw the spider and write a description of what you drew.</p> <p style="text-align: center;"><b>OR</b></p>   <p>Go to Lexia and work for 15-20 minutes. Limit time on Lexia to no more than 1 hr. per week.</p>	  <p>Digital Choice: Go to <b>Freckle</b> and work for 15-20 minutes in the math section.</p> <p style="text-align: center;"><b>OR</b></p>   <p>Go to <b>Khan Academy Kids</b> and set up a free account. Work for 15-20 minutes. <i>(compatible for all devices)</i></p>	  <p>Digital Choice: Study the photograph <a href="#">A Family Playing Cards</a>. How is this family the same as yours? How is this family different from yours? Make two lists: How We Are the Same and How We Are Different</p>				
<p>Special Education Extension *Optional</p>	   <p>Seperate a piece of paper into 4 sections and label the boxes 1, 2, 3, 4.</p> <p>Think of 4 things you do each morning or evening. Draw one picture of each of the things you do in the order you do them. Add a sentence under the picture. For example: “I eat cereal” or “eat” “I get dressed” or “dress”</p> <table border="1" data-bbox="373 1153 640 1274"> <tr> <td style="text-align: center;">1.</td> <td style="text-align: center;">2.</td> </tr> <tr> <td style="text-align: center;">3.</td> <td style="text-align: center;">4.</td> </tr> </table> <p>If you need help, ask an adult.</p>	1.	2.	3.	4.	  <p>Draw/Create a number line from 0-30. Circle how to show counting by 5’s on your number line. Show it to your family. If you need help, ask an adult.</p>	
1.	2.						
3.	4.						
<p>ESOL Extension *Optional</p>	 <p>Put the conversation in order by numbering the blanks 1, 2, 3 and 4.</p> <p>___ Hope to talk to you again.</p> <p>___ Well, I have to get back to my schoolwork now.</p> <p>___ Have a good day. Bye for now.</p> <p>___ It was nice to talk to you.</p>						













**Directions:** Review all activities. Place a check by the activities you complete. Share your choices and work with your parent/s. Modify writing activities as needed. Return your choice board and complete activities with your parent's signature to your teacher when you return to school.

☐ <b>Must Do:</b> Read for 15 minutes a selection of your choice and complete the reading log on the last page.																																	
	Reading / Writing (Choose 1 activity)	Math (Choose 1 activity)	Science / Social Studies (Choose 1 activity)																														
	<p>☐   Go on an outside nature hunt to look for words with <b>short vowel</b> sounds. Find at least 8 items that have short vowel sounds when you say their names. Draw a picture of each item and write a sentence using the word.</p> <div style="display: flex; justify-content: space-around; align-items: center;">      </div>	<div style="display: flex; justify-content: space-around; align-items: center;"> <table border="1" style="border-collapse: collapse; text-align: center;"> <tr><td>●</td><td>●</td><td>●</td><td>●</td><td></td></tr> <tr><td></td><td></td><td></td><td></td><td></td></tr> </table> <table border="1" style="border-collapse: collapse; text-align: center;"> <tr><td>●</td><td>●</td><td>●</td><td>●</td><td>●</td></tr> <tr><td></td><td></td><td>●</td><td>●</td><td></td></tr> </table> <table border="1" style="border-collapse: collapse; text-align: center;"> <tr><td>●</td><td>●</td><td>●</td><td>●</td><td>●</td></tr> <tr><td>●</td><td></td><td></td><td></td><td></td></tr> </table> </div> <p>☐   Pick one of the ten frames above and draw it on your piece of paper. Write the number it shows. How many counters would you have to add to your ten frame to make 10? Write an equation using your ten frame.</p> <p style="text-align: center;">_____ + _____ = 10</p> <p>Now, draw your own ten frame and write an equation about it.</p>	●	●	●	●							●	●	●	●	●			●	●		●	●	●	●	●	●					<p>☐   With permission, get a small piece of cling wrap, wax paper (or parchment paper), and aluminum foil from your kitchen. Hold each material up and try to look through it. What do you notice? Draw and write about what you noticed. Share what you discovered with an adult.</p>
●	●	●	●																														
●	●	●	●	●																													
		●	●																														
●	●	●	●	●																													
●																																	
	<p>☐    Read an informational book. What was the topic of the book? What did you learn? Draw a picture of two facts that you learned and write a summary of the book.</p> <p>I read _____. It was mostly about _____. I learned _____. I also learned _____.</p>	<p>☐ There are 9 butterflies drinking nectar from flowers. 7 more butterflies join them. How many butterflies are drinking nectar now?</p> <div style="display: flex; justify-content: space-around; align-items: center;"> <table border="1" style="border-collapse: collapse; text-align: center;"> <tr><td></td><td></td><td></td><td></td><td></td></tr> <tr><td></td><td></td><td></td><td></td><td></td></tr> </table> <table border="1" style="border-collapse: collapse; text-align: center;"> <tr><td></td><td></td><td></td><td></td><td></td></tr> <tr><td></td><td></td><td></td><td></td><td></td></tr> </table> </div> <ol style="list-style-type: none"> <li>Draw counters in the ten frames to show the story. _____ butterflies</li> <li>Write an equation about the butterflies. _____ + _____ = _____</li> <li>Some of your butterflies just flew away. Put an X over the counters in the ten frames to show how many butterflies left.</li> <li>Write an equation to show the butterflies flying away. _____ - _____ = _____</li> </ol>																					<p>☐  Some objects allow light to pass through them. Hold up an object in your house. Can you see through it? If you can see what's on the other side clearly, that means light passes through it. Sometimes the other side looks blurry. Other times you can't see through it at all. Find objects in your home that you can sort into these three categories. Find at least three examples for each column.</p> <table border="1" style="width: 100%; border-collapse: collapse; text-align: center;"> <thead> <tr> <th style="font-size: small;">Light Passes Through (Clear)</th> <th style="font-size: small;">Some Light Passes Through (Blurry)</th> <th style="font-size: small;">No Light Passes Through (Can't see through)</th> </tr> </thead> <tbody> <tr> <td style="height: 80px;"></td> <td style="height: 80px;"></td> <td style="height: 80px;"></td> </tr> </tbody> </table>	Light Passes Through (Clear)	Some Light Passes Through (Blurry)	No Light Passes Through (Can't see through)							
Light Passes Through (Clear)	Some Light Passes Through (Blurry)	No Light Passes Through (Can't see through)																															




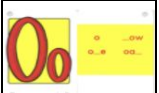







	<p>   Read a story. Draw a picture of your favorite part of the story and label the <b>nouns</b>. Write at least 3 sentences to describe what you drew and why it is your favorite part. I drew _____. It is my favorite part because_____.</p>	<p><input type="checkbox"/>  Three birds are sitting in a tree. How many wings are there altogether? Use numbers, pictures, and words to solve the problem and show your thinking.</p>	<p><input type="checkbox"/>   People use different types of <b>transportation</b> to travel from place to place. Cars, bicycles, trains, buses, and airplanes are some forms of transportation. Draw a picture and write several sentences telling about the different types of transportation you use to travel.</p>
	<p><input type="checkbox"/>  Finish the story starter, "I was walking to the _____when suddenly_____."</p> <p>Write at least 6 sentences in your best handwriting. Draw a picture for your story. If you need help, ask an adult.</p>	<p><input type="checkbox"/> Choose a board game or card game to play with your family member or caregiver.</p>	<p><input type="checkbox"/>   It is important to <b>cooperate</b> or work together with people. Draw a picture and write several sentences telling how you cooperate with your friends or family members.</p>
	<p><input type="checkbox"/>  Digital Choice: Go to this <a href="#">link</a> and read the two texts, <i>Giggle, Giggle, Quack</i> and <i>Living on Farms</i> from Week 1 Day 4. Then view the "Home in Three Communities" video, and complete the activities.</p> <p style="text-align: center;"><b>OR</b></p> <p><input type="checkbox"/>  Go to Lexia and work for 15-20 minutes. Limit time on Lexia to no more than 1 hr. per week.</p>	<p><input type="checkbox"/>  Digital Choice: Go to <b>Freckle</b> and work for 15-20 minutes in the math section.</p> <p style="text-align: center;"><b>OR</b></p> <p><input type="checkbox"/>  Go to <b>Khan Academy Kids</b> and set up a free account. Work for 15-20 minutes. <i>(compatible for all devices)</i></p>	<p><input type="checkbox"/>  Digital: Watch <a href="#">Sources of Light</a>. Pay attention to the different sources of light and how light travels. Share what you learned with an adult. Light travels in _____. Three sources of light are _____.</p>
<p>Special Education Extension <i>*Optional</i></p>	<p><input type="checkbox"/>   Read a book. What did you learn? Draw a picture of what you learned and write a sentence under each picture. I learned _____.</p>	<p><input type="checkbox"/> You began playing a game at 9:00 with your friend. You played the game for one hour. What time did the game end? What game do you like to play? Play a game with your family for that same amount of time. If you need help, ask an adult.</p>	
<p>ESOL Extension <i>*Optional</i></p>	<p> Work with a family member, practice speaking using the conversation starters below. Complete the questions and statements about current events to start a conversation: Did you hear about_____? What do you think about_____? I read online today that _____? I think that _____.</p>		













**Directions:** Review all activities. Place a check by the activities you complete. Share your choices and work with your parent/s. Modify writing activities as needed. Return your choice board and complete activities with your parent's signature to your teacher when you return to school.

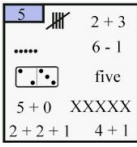
☐ <b>Must Do:</b> Read for 15 minutes a selection of your choice and complete the reading log on the last page.																
Reading / Writing (Choose 1 activity)	Math (Choose 1 activity)	Science / Social Studies (Choose 1 activity)														
<p>☐  Create a new superhero. What does he look like? What can he do? Draw the superhero and write at least 6 sentences to describe the superhero.</p> <p>My superhero's name is _____.</p> <p>He has _____.</p> <p>My superhero can _____.</p> <p>He likes _____.</p>	<p>1.  Draw 4 trees on your paper.</p> <p>2. Draw 16 apples on the trees. Some are green and some are red. There should be 16 apples in all.</p> <p>3. Write the fact family to go with the number of red and green apples on your trees.</p> <p>    ___ + ___ = ___                      ___ + ___ = ___</p> <p>    ___ + ___ = ___                      ___ + ___ = ___</p> <p>4. Add two more red apples. Write the new addition sentence to show how many you have in all. ___ + ___ = ___</p>	<p>☐  Shadow investigation: Choose a toy and three pieces of paper. With permission, take your toy outside and draw its shadow. Do this at three <b>different</b> times today. How does the shadow change? Share what you learned with an adult.</p> 														
<p>☐  Write 10 super sentences in your best handwriting. Each super sentence must have 3 nouns including a <b>person, place, and thing</b>. Underline words you used for person, place, and thing. Illustrate your two favorite sentences.</p> <p>Example: <u>Sarah</u> planted <u>flowers</u> in front of <u>Conway Library</u>.</p>	<p>☐  Answer questions on another sheet of paper:</p> <ul style="list-style-type: none"> <li>-What time does Lion King start?</li> <li>-What movie is played after Frozen?</li> <li>-Write two movies that start an hour apart.</li> <li>-Write the name of one movie and the time it starts. Draw a clock face to show the time.</li> </ul> <table border="1" data-bbox="1165 824 1402 1096"> <thead> <tr> <th colspan="2">Movie Times</th> </tr> <tr> <th>Time</th> <th>Movie</th> </tr> </thead> <tbody> <tr> <td>11:30</td> <td>Frozen</td> </tr> <tr> <td>12:00</td> <td>Spiderman</td> </tr> <tr> <td>12:30</td> <td>Madagascar</td> </tr> <tr> <td>1:00</td> <td>Despicable Me</td> </tr> <tr> <td>1:30</td> <td>Lion King</td> </tr> </tbody> </table> 	Movie Times		Time	Movie	11:30	Frozen	12:00	Spiderman	12:30	Madagascar	1:00	Despicable Me	1:30	Lion King	<p>☐  Write your name on a piece of paper. Hold it up to the mirror in your bathroom. What happened? Why do you think this happened? Can you write your name a different way on a piece of paper to make it look right when you hold it up to the mirror? Tell an adult what happened and why you think it happened.</p>
Movie Times																
Time	Movie															
11:30	Frozen															
12:00	Spiderman															
12:30	Madagascar															
1:00	Despicable Me															
1:30	Lion King															
<p>☐  Think about a book you are reading or have read. Create a timeline to show the events that happened in your story. Write a summary of your timeline. In the story _____, the first thing that happened was _____.</p>	<p>☐ Practice your basic facts with your caregiver or family member. You can use cards, flashcards, dice, a game to practice.</p>	<p>☐ <b>Culture</b> is the word for the "way of life" of groups of people, meaning the way they do things. With permission, cut out pictures from newspapers or magazines that tell about our culture in America.</p>														

	<p>_____. Then _____. After that _____. Finally _____.</p>																
	<p><input type="checkbox"/>  Fold a piece of paper into 4 sections. Label the sections with the blends <b>bl-</b>, <b>br-</b>, <b>sn-</b>, and <b>st-</b>. Write 5 words for each blend.</p> <table border="1" data-bbox="352 354 667 483"> <tr> <td><b>bl-</b></td> <td><b>br-</b></td> </tr> <tr> <td><b>sn-</b></td> <td><b>st-</b></td> </tr> </table>	<b>bl-</b>	<b>br-</b>	<b>sn-</b>	<b>st-</b>	<p><input type="checkbox"/>  Carla picks 8 flowers. Some are red. The rest are pink. Draw Carla's flowers. Write an addition sentence about them.</p> <p>_____ + _____ = 8</p> <p>You get to choose how many flowers are red and how many are pink. Draw a ten frame to show your answer.</p> <table border="1" data-bbox="1171 376 1381 500"> <tr> <td></td><td></td><td></td><td></td><td></td> </tr> <tr> <td></td><td></td><td></td><td></td><td></td> </tr> </table>											<p><input type="checkbox"/>   People <b>communicate</b> in many different ways. They use letters, email, telephones, cell phones, and computers. Draw a picture and write several sentences telling about the different ways you communicate with others.</p>
<b>bl-</b>	<b>br-</b>																
<b>sn-</b>	<b>st-</b>																
	<p><input type="checkbox"/>  Digital Choice: Go to this <a href="#">link</a> and read <i>Come On, Rain!</i> and <i>Rainy Weather Days</i> from <b>Week 1 Day 2</b>. Then view the "It's Raining, It's Pouring" video and complete the activities. Then do the following activity: You might have heard the saying, "It's raining cats and dogs." If you could make it rain any <u>two</u> things you wanted, what would you choose? Write about your special rainstorm. What would be falling from the clouds and why?</p> <p style="text-align: center;"><b>OR</b></p> <p><input type="checkbox"/>  Go to Lexia and work for 15-20 minutes. Limit time on Lexia to no more than 1 hr. per week.</p>	<p><input type="checkbox"/>  Digital Choice: Go to <b>Freckle</b> and work for 15-20 minutes in the math section.</p> <p style="text-align: center;"><b>OR</b></p> <p><input type="checkbox"/>  Go to <b>Khan Academy Kids</b> and set up a free account. Work for 15-20 minutes. <i>(compatible for all devices)</i></p>	<p><input type="checkbox"/> Digital Choice: Study the photograph <a href="#">Family at the Airport</a>. How is this family the same as yours? How is this family different from yours? Make two lists: How We Are the Same and How We Are Different</p>														
<p>Special Education Extension <i>*Optional</i></p>	<p><input type="checkbox"/>   Make a <i>Thank You</i> card for someone in your house writing at least 3 things they have helped you with this week. Be sure to use capitalization and punctuation for each sentence you write. Decorate the card with things to show your appreciation. If you need help, ask an adult.</p>	<p><input type="checkbox"/>  There were 4 birds in the tree outside my window. How many bird legs in all? Draw a picture to show your answer. If you need help, ask an adult.</p>															
<p>ESOL Extension <i>*Optional</i></p>	<p> Complete the sentence frame below about your culture. Then read your sentence frame to someone at home.</p> <p>I think the most important thing our family does is _____. My favorite celebration is _____ because _____. The most memorable thing we have done together is _____. I feel this way because _____.</p>																

**Directions:** Review all activities. Place a check by the activities you complete. Share your choices and work with your parent/s. Modify writing activities as needed. Return your choice board and complete activities with your parent's signature to your teacher when you return to school.

☐ <b>Must Do:</b> Read for 15 minutes a selection of your choice and complete the reading log on the last page.															
	Reading / Writing (Choose 1 activity)	Math (Choose 1 activity)	Science / Social Studies (Choose 1 activity)												
	<p>☐  Make three columns on a piece of paper. Write as many words as you can think of that have the <b>a_e</b> sound/spelling in one column, words with <b>i_e</b> in the 2nd column and words with <b>o_e</b> in the 3rd column. Write a sentence with 2 words from each column using your best handwriting.</p> <div style="display: flex; justify-content: space-around; align-items: center;"> <div style="border: 1px solid black; padding: 5px; text-align: center;">  <p><b>Aa</b> a _al_ a_e _ay</p> </div> <div style="border: 1px solid black; padding: 5px; text-align: center;">  <p><b>Ii</b> i _igh I_e _y</p> </div> <div style="border: 1px solid black; padding: 5px; text-align: center;">  <p><b>Oo</b> o _ow o_e _oo_</p> </div> </div> <table border="1" style="width: 100%; text-align: center; margin-top: 10px;"> <tr> <td style="width: 33%;">a_e</td> <td style="width: 33%;">i_e</td> <td style="width: 33%;">o_e</td> </tr> <tr> <td style="height: 30px;"></td> <td></td> <td></td> </tr> </table>	a_e	i_e	o_e				<p>☐  Write your own addition number story and have your parents or caregiver solve it. Ask them to explain how they solved it.</p>	<p>☐   The sun can make things on Earth feel warm or even hot. Many people have used a solar oven or solar cooker to cook the food they want to eat. This kind of oven uses only the energy from the sun and materials that can be found around the house. Pretend the appliances in your kitchen aren't working and you need to cook a hot dog for lunch. Design a solar cooker that you could use. Sketch your design on a piece of paper. Label the materials you would use to build your solar cooker. Save your design to share with your teacher and friends when you return to school.</p>						
a_e	i_e	o_e													
	<p>☐  Research a topic that interests you. Make your own informational book about this topic. Use your own</p> <div style="border: 1px dashed black; padding: 5px; margin-top: 10px;"> <p style="text-align: center; margin: 0;"><b>Non-Fiction Text Features</b></p> <table border="1" style="width: 100%; font-size: small;"> <tr> <td style="background-color: #f2f2f2;"><b>caption</b></td> <td>text near a picture that tells more about the picture.</td> </tr> <tr> <td style="background-color: #f2f2f2;"><b>heading</b></td> <td>title at the top of a page or section that tells what they will read about.</td> </tr> <tr> <td style="background-color: #f2f2f2;"><b>table of contents</b></td> <td>a list of headings in the book and what page they will be on.</td> </tr> <tr> <td style="background-color: #f2f2f2;"><b>chart</b></td> <td>visually shows information.</td> </tr> <tr> <td style="background-color: #f2f2f2;"><b>bold word</b></td> <td>important text that is thicker or wider.</td> </tr> <tr> <td style="background-color: #f2f2f2;"><b>glossary</b></td> <td>a list of important words from the text and their meanings.</td> </tr> </table> </div>	<b>caption</b>	text near a picture that tells more about the picture.	<b>heading</b>	title at the top of a page or section that tells what they will read about.	<b>table of contents</b>	a list of headings in the book and what page they will be on.	<b>chart</b>	visually shows information.	<b>bold word</b>	important text that is thicker or wider.	<b>glossary</b>	a list of important words from the text and their meanings.	<p>☐  Have your caregiver or family member call out five different numbers between 0 and 99. Tell them how many tens and ones are in the number. If this is too easy, have them call out five different numbers between 0 and 999. Tell them how many hundreds, tens, and ones.</p>	<p>☐   The day sky is very different from the night sky. Draw what you see in the day sky and what you see in the night sky. What similarities and differences do you see (what is the same and what is different)? Share your pictures with an adult and describe what you see.</p>
<b>caption</b>	text near a picture that tells more about the picture.														
<b>heading</b>	title at the top of a page or section that tells what they will read about.														
<b>table of contents</b>	a list of headings in the book and what page they will be on.														
<b>chart</b>	visually shows information.														
<b>bold word</b>	important text that is thicker or wider.														
<b>glossary</b>	a list of important words from the text and their meanings.														

	words and include at least 2 text features in your book.		
	<input type="checkbox"/>  Write about an experience where you were able to truly help someone. Write at least 5 sentences in your best handwriting. Draw a picture to illustrate your story if you like.	<input type="checkbox"/>  Choose 4 numbers from 0-100. Write the number down and show how to make that number as many ways as you can.	<input type="checkbox"/>  There are many people in our communities who provide services. A <b>service</b> is an action someone does for someone else. Doctors, lawn care workers, dentists, barbers, and waiters are just some of the people who provide services. Make a thank you card for someone in your community who provides a service to you or your family.
	<input type="checkbox"/>  Record yourself reading a book. Listen to the recording to see if you read smoothly and with expression. Reread the passage to see if you can improve your fluency.	<input type="checkbox"/>  Write your numbers from 1-120. If you think you can write numbers higher than 120, see how high you can go.	<input type="checkbox"/> Play a game with a friend or family member. Discuss why it is important to take turns.
	<input type="checkbox"/>  Go to this <a href="#">link</a> and read the two texts, <i>Dem Bones</i> and <i>You Have Healthy Bones</i> from <b>Week 1 Day 5</b> . Then view the “Bones, Bones, Bones” video and complete the activities. <p style="text-align: center;"><b>OR</b></p> <input type="checkbox"/>  Go to Lexia and work for 15-20 minutes. Limit time on Lexia to no more than 1 hr. per week.	<input type="checkbox"/>  Digital Choice: Go to <b>Freckle</b> and work for 15-20 minutes in the math section. <p style="text-align: center;"><b>OR</b></p> <input type="checkbox"/>  Go to <b>Khan Academy Kids</b> and set up a free account. Work for 15-20 minutes. <i>(compatible for all devices)</i>	<input type="checkbox"/>  Digital: <a href="#">Watch Why Does the Moon Change?</a> Share what you learned with an adult. Draw your favorite moon shape.
Special Education Extension <i>*Optional</i>	<input type="checkbox"/>  Pretend you are in charge of cooking dinner for your family. Make a list of things you'll need for the meal. <p>You can look in the pantry or refrigerator for the names of food from the labels. If you need help, ask an adult.</p>	<input type="checkbox"/>  At first, I had five legos. Then, my friend gave me five more. How many legos did I end up with? Use legos/or other items to create the number story. Write the number story on paper to show your thinking. If you need help, ask an adult.	





ESOL  
Extension  
\*Optional

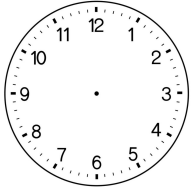















Make a card for someone who has helped you. Be sure to include: a thank you, how they helped you and a picture.


First Grade Choice Board Day 15 Name: \_\_\_\_\_ Date: \_\_\_\_\_ Parent Signature: \_\_\_\_\_

**Directions:** Review all activities. Place a check by the activities you complete. Share your choices and work with your parent/s. Modify writing activities as needed. Return your choice board and complete activities with your parent's signature to your teacher when you return to school.

**Must Do:** Read for 15 minutes a selection of your choice and complete the reading log on the last page.

	Reading / Writing (Choose 1 activity)	Math (Choose 1 activity)	Science / Social Studies (Choose 1 activity)
	<input type="checkbox"/> Make an <b>-a_e cake!</b> Draw a tall cake and fill it with at least 10 words with the a_e sound spellings.	<input type="checkbox"/> 9 birds are in a tree. Some of the birds fly away. Now there are 6 birds in the tree. <ol style="list-style-type: none"> <li>On a sheet of paper, draw a picture to show 9 birds.</li> <li>Cross out the ones that fly away.</li> <li>Write a subtraction sentence about your picture.</li> </ol> $9 - \underline{\quad} = \underline{\quad}$	<input type="checkbox"/> <b>Natural resources</b> are things that people use that come from the Earth (such as land, water, air and trees). Brainstorm ways humans use natural resources in different ways. Write down three ways that humans use natural resources. Use complete sentences. We use _____ for _____.
	<input type="checkbox"/> Create a silly bug with supplies that you have in your house. Draw a picture of the bug and write at least 6 sentences about your bug. My bug is called a _____. He has _____. He is _____. He lives _____. He eats _____. He likes to _____.	<input type="checkbox"/> Draw a clock face on your paper. <input type="checkbox"/> Draw an hour hand on any number on the clock. <input type="checkbox"/> Draw a minute hand on the 12. <input type="checkbox"/> Write the time that you made. 	<input type="checkbox"/> It is important for people to <b>conserve</b> natural resources. This means to use them wisely so we don't run out. What are some ways we can conserve natural resources? Make a list of at least five ways we can conserve natural resources.

	<p><input type="checkbox"/>  Record yourself reading a book. Listen to the recording to see if you read smoothly and with expression. Reread the passage to see if you can improve your fluency.</p>	<p><input type="checkbox"/> Please <u>show 4 ways</u> to get the correct answer. You can use tallies, ten frames, equations, pictures, number line, tens &amp; ones, etc. Pat has 4 red buckets and 5 green buckets. How many buckets does she have in all?</p>	<p><input type="checkbox"/> <b>Goods</b> are items we buy, such as food, clothing, toys, furniture, toothpaste. With permission, cut out pictures from newspapers or magazines that show the types of goods you and your family need.</p>
	<p><input type="checkbox"/>    Read an informational book. What was the topic of the book? What did you learn? Draw a picture of two facts that you learned and write a summary of the book. I read _____. It was mostly about _____. I learned _____. I also learned _____.</p>	<p><input type="checkbox"/> Mike owns a shop that has many different types of bikes. He has tricycles, which have 3 wheels, and regular bikes which have 2 wheels. If he has 5 tricycles in his shop, how many wheels are there altogether?</p> 	<p><input type="checkbox"/>  A <b>natural resource</b> is something that is found in nature and can be used by people. Make a list of natural resources. How many can you name?</p>
	<p><input type="checkbox"/>  Digital Choice: Go to this <a href="#">link</a> and read <i>Come On, Rain!</i> and <i>Rainy Weather Days</i> from <b>Week 1 Day 2</b>. Then view the “It’s Raining, It’s Pouring” video and complete the activities. Then do the following activity: You might have heard the saying, “It’s raining cats and dogs.” If you could make it rain any <u>two</u> things you wanted, what would you choose? Write about your special rainstorm. What would be falling from the clouds and why?</p> <p style="text-align: center;"><b>OR</b></p> <p><input type="checkbox"/>  Go to Lexia and work for 15-20 minutes. Limit time on Lexia to no more than 1 hr. per week.</p>	<p><input type="checkbox"/>  Digital Choice: Go to <b>Freckle</b> and work for 15-20 minutes in the math section.</p> <p style="text-align: center;"><b>OR</b></p> <p><input type="checkbox"/>  Go to <b>Khan Academy Kids</b> and set up a free account. Work for 15-20 minutes. <i>(compatible for all devices)</i></p>	<p><input type="checkbox"/> Digital Choice: Meal time is different in all families. Study the photograph <a href="#">Meal Time</a> to see how one family dines together. Draw a picture of your family at meal time. Write several sentences telling what your family does for breakfast, lunch, or dinner.</p>
<p>Special Education Extension <i>*Optional</i></p>	<p><input type="checkbox"/>   Look out the window. Draw a picture of the weather and what you see. Now write, or have an adult help you write, 2 sentences about the weather today. Be sure to use capital letters to start your sentences and correct punctuation to end your sentences. Don't forget to put your first and last name on</p>	<p><input type="checkbox"/>  Place value for 45 is four tens, and five ones. What is the place value for 35? How many tens? How many ones? Write it on your paper. If you need help, ask an adult.</p>	

	it. If you need help, ask an adult.		
ESOL Extension *Optional	 Call or skype with a relative or friend. Tell them about what you read today. Use the sentence frame below if needed: Today I read_____. I liked it because_____. It was about _____. My favorite part was _____.		

**Name:** \_\_\_\_\_

**Date:** \_\_\_\_\_

<p style="text-align: center;"><b>Reading Log</b></p> <p><input type="checkbox"/> Read for 15 minutes a selection of your choice and write the title and author below. Write about your favorite part.</p>		
Day 1	Title: _____ _____ Author: _____	My favorite part was _____ _____ _____
Day 2	Title: _____ _____ Author: _____	My favorite part was _____ _____ _____
Day 3	Title: _____ _____ Author: _____	My favorite part was _____ _____ _____
Day 4	Title: _____ _____ Author: _____	My favorite part was _____ _____ _____
Day 5	Title: _____	My favorite part was _____

	<hr/> <p>Author: _____</p> <hr/>	<hr/> <hr/> <hr/>
--	----------------------------------	-------------------