













Directions: Review all activities. Place a check by the activities you complete. Share your choices and work with your parent/s. Modify writing activities as needed. Return your choice board and complete activities with your parent's signature to your teacher when you return to school.

Must Do: Read for 15 minutes a selection of your choice and write the title and author below. Draw a picture of your favorite part of the story .
















Title: _____ Author: _____

	Reading / Writing (Choose 1 activity)	Math (Choose 1 activity)	Science / Social Studies (Choose 1 activity)										
	<p><input type="checkbox"/> Make two columns on a piece of paper. Write a list of as many words as you can that have the short a sound in one column and words with the short o sound in the other column.</p> <div style="display: flex; justify-content: space-around; align-items: center;"> <table border="1" style="border-collapse: collapse; text-align: center;"> <tr> <td style="width: 40px; height: 40px;">a</td> <td style="width: 40px; height: 40px;">o</td> </tr> <tr> <td style="width: 40px; height: 40px;"></td> <td style="width: 40px; height: 40px;"></td> </tr> </table> </div>	a	o			<p><input type="checkbox"/> Find a penny and flip it 25 times. On a sheet of paper put a tally mark by what the coin lands on (heads or tails).</p> <p style="text-align: center;"><u>Example:</u></p> <div style="text-align: center; border: 1px solid black; padding: 5px;"> <small>Flip a coin and tally how many times it lands on heads and tails.</small> <table border="1" style="border-collapse: collapse; width: 100%;"> <thead> <tr style="background-color: #cccccc;"> <th style="width: 50%;">Heads</th> <th style="width: 50%;">Tails</th> </tr> </thead> <tbody> <tr> <td style="text-align: center;"> </td> <td style="text-align: center;"> </td> </tr> <tr> <td style="text-align: center;"><small>TOTAL</small> 9</td> <td style="text-align: center;"><small>TOTAL</small> 7</td> </tr> </tbody> </table> </div>	Heads	Tails			<small>TOTAL</small> 9	<small>TOTAL</small> 7	<p><input type="checkbox"/> Collect weather data! You will collect weather observations daily for the next five days if you choose this activity. Draw or write the weather conditions for today. Be sure to include: Precipitation: (rain, snow, sleet, hail) Wind: (no wind, some wind, strong wind) Temperature: (hot, warm, cool, cold) Cloud Cover: (cloudy, partly cloudy, clear/sunny, foggy)</p>
a	o												
Heads	Tails												
<small>TOTAL</small> 9	<small>TOTAL</small> 7												
	<p><input type="checkbox"/> Read a story. Think of 5 verbs that you heard in the story. Remember that a verb is an action word. Draw a picture of a character doing each verb and write a sentence using the verb under each picture.</p>	<p><input type="checkbox"/> Choose 2 numbers from 0-20. Build a tower with legos or blocks to show how tall that number would be. Draw what you build and circle the one that is taller.</p>	<p><input type="checkbox"/> There are many cotton farms in Horry County. When cotton is growing, it grows the best with about 24-48 inches of rainfall. Imagine there is too much rain one growing season. Design something that would help cotton farmers from getting too much rain on their cotton plants. Draw your design and explain it to a friend or family member.</p>										
	<p><input type="checkbox"/> Read a story. Think about who the main character is. What is the character like? What did the character do in the story? How does the character feel? Draw a picture of the character and write sentences to tell about the character. The main character is</p>	<p><input type="checkbox"/> Make cards from 1-20 and find a piece of colored paper that you can hide behind one of the cards where it cannot be seen.</p> <ul style="list-style-type: none"> <input type="checkbox"/> One person hides the colored paper behind a number. <input type="checkbox"/> The other person guesses different numbers and tries to find the colored paper. 	<p><input type="checkbox"/> Create an "All about My Family" book on blank paper. Use words and pictures to tell about your family.</p>										

	<p>_____. He is _____. In the story he, _____. He felt _____.</p>	<p><input type="checkbox"/> Once the colored paper is found, shuffle up the cards and the other person gets a turn.</p>	
	<p><input type="checkbox"/>  Your teacher has asked you to create a book about different kinds of bugs and insects to share with 4-year olds. Take a walk outside and decide what you want to write about. Draw illustrations and write at least one sentence under each drawing. Don't forget to add a title to your cover.</p>	<p><input type="checkbox"/>  Write down 7 numbers between 1 & 20.</p> <p><input type="checkbox"/> Write the words for those numbers</p> <p><input type="checkbox"/> Draw the number of items.</p> <p>Example: </p>	<p><input type="checkbox"/>  Natural features are found in every environment. Natural features include anything that is not man-made, such as plants, animals, land, and water. What natural features can be found in and around your house? Draw a picture of each natural feature you find. Label each of your pictures.</p>
	<p><input type="checkbox"/>  Digital Choice: Go to this link and read the books <i>Bear Snores On</i> and <i>A Bear Cub Grows Up</i> from Week 2 Day 7. Then watch the video "Bedtime for Bears" and complete the activities.</p> <p style="text-align: center;">OR</p> <p><input type="checkbox"/>  Go to Lexia and work for 15-20 minutes. Limit time to no more than 1 hr.per week.</p>	<p><input type="checkbox"/>  Digital Choice: Go to Freckle and work for 15-20 minutes in the math section</p> <p style="text-align: center;">OR</p> <p><input type="checkbox"/>  Go to Khan Academy Kids and set up a free account. Work for 15-20 minutes. <i>(compatible for all devices)</i></p>	<p><input type="checkbox"/>  Digital Choice: Watch The Monarch Migration. Teach a family member or friend three things about the Monarch Butterfly.</p>
<p>Special Education Extension <i>*Optional</i></p>	<p><input type="checkbox"/>  Take a walk outside with an adult to go on a bug hunt. Draw a picture of a bug you found on your hunt, including in your drawing the item it was found on.</p>	<p><input type="checkbox"/>  Write number words from zero to twelve. Draw a picture for each amount. If you need help, ask an adult.</p>	
<p>ESOL Extension <i>*Optional</i></p>	<p> Pretend it is a cold, cloudy day. List four things you hear while you are outside playing.</p>		

Directions: Review all activities. Place a check by the activities you complete. Share your choices and work with your parent/s. Modify writing activities as needed. Return your choice board and complete activities with your parent's signature to your teacher when you return to school.














<input type="checkbox"/> Must Do: Read for 15 minutes a selection of your choice and write the title and author below. Draw a picture of your favorite part of the story . Title: _____ Author: _____			
	Reading / Writing (Choose 1 activity)	Math (Choose 1 activity)	Science / Social Studies (Choose 1 activity)
	<input type="checkbox"/> Go on a sound hunt. How many items can you find in your home that end with the Nn, Tt or Pp sound? Try to find at least 3 items for each letter. Draw a picture of the items and write the following sentence for each letter in your best handwriting. I found three things that end with the ___ sound. They are ____, ____, and ____. 	<input type="checkbox"/> Number Hunt: Write down each number from 1-20 on a sheet of paper. Walk around your house and find how many times you see the numbers. Draw a tally mark beside each number as you find them. When you finish searching, determine which number you found the most and circle it. 	<input type="checkbox"/> Continue to collect weather data (Day 2)! Draw or write the weather conditions for today. Be sure to include: Precipitation: (rain, snow, sleet, hail) Wind: (no wind, some wind, strong wind) Temperature: (hot, warm, cool, cold) Cloud Cover: (cloudy, partly cloudy, clear/sunny, foggy)
	<input type="checkbox"/> Create a gift for someone in your family with supplies that you have in your house. Draw a picture of what you made and write to describe it. I made a _____. It is _____. It has _____. I am going to give it to _____.	<input type="checkbox"/> Write down 3 numbers between 1 & 20. Put a circle around the smallest number. Put a square around the middle number. Put a triangle around the largest number.	<input type="checkbox"/> Imagine you are spending the whole day outside today. Think about the weather. What clothes would you choose to wear? Draw a picture of yourself wearing these clothes.
	<input type="checkbox"/> Draw a spring picture. Think of 8 of your word wall words and hide them somewhere in your drawing. Have someone in your family find them. Use 2 of the words in a sentence about your drawing. Use your best handwriting.	<input type="checkbox"/> Have your parents or guardian find items (buttons, cereal, paperclips, pencils, etc.) in your house, put them in front of you and then you count them. Draw a picture of the item you counted and how many you counted.	<input type="checkbox"/> Do something kind for a friend or family member. Think about how that makes you feel.













	<p>  Read a story. Draw a picture of one of the characters. Write 5 adjectives (describing words) describing the character around the picture. Write at least 2 sentences about the character using some of the adjectives. I drew _____. She is _____ and _____.</p>	<p>  Go outside and find as many different bugs as you can. Draw the bugs you find and then count how many you find and write it beside the bug's picture.</p>	<p> A good citizen is a person who makes a community a better place. A good citizen is honest, responsible, respectful and fair. Draw a picture of yourself being a good citizen. Write a sentence that tells about your picture.</p>
	<p> Digital Choice: Go to this link and read the books <i>I Stink!</i> and <i>Garbage Trucks</i> from Week 2 Day 9. Then watch the video "What Happens to Our Trash" and complete the activities.</p> <p style="text-align: center;">OR</p> <p> Go to Lexia and work for 15-20 minutes. Limit time to no more than 1 hr. per week.</p>	<p> Digital Choice: Go to Freckle and work for 15-20 minutes in the math section</p> <p style="text-align: center;">OR</p> <p> Go to Khan Academy Kids and set up a free account. Work for 15-20 minutes. <i>(compatible for all devices)</i></p>	<p> Digital Choice: Do you know how the Pledge of Allegiance came to be? Watch the video clip The Pledge of Allegiance. Practice saying the pledge.</p>
<p>Special Education Extension <i>*Optional</i></p>	<p>  Go on a sound hunt. How many items can you find in your home that begin with the Nn or Tt sound? Try to find at least 2 items for each letter. Draw a picture of the items. If needed, have an adult help you label your drawings.</p>	<p> Pretend you went fishing and caught 30 fish. Draw the fish in groups of ten. If you need help, ask an adult.</p>	
<p>ESOL Extension <i>*Optional</i></p>	<p>  Pretend today it is a windy day. Design and draw a picture of the kite you would like to fly.</p>		

Directions: Review all activities. Place a check by the activities you complete. Share your choices and work with your parent/s. Modify writing activities as needed. Return your choice board and complete activities with your parent's signature to your teacher when you return to school.

Must Do: Read for 15 minutes a selection of your choice and write the title and author below. Draw a picture of your favorite part of the story .

Title: _____ Author: _____








	Reading / Writing (Choose 1 activity)	Math (Choose 1 activity)	Science / Social Studies (Choose 1 activity)
	<input type="checkbox"/>   Watch a TV show or movie and retell what happened to an adult. Who was the main character? What was the problem? Where did the story take place? Draw a picture about your movie or TV show and write a sentence telling about your picture.	<input type="checkbox"/>   Noah has 8 cherries and Elijah has 2 cherries. How many cherries do Noah and Elijah have together? Draw a picture of what is happening in the number story and then write a number sentence and answer at the bottom of the picture.	<input type="checkbox"/>   Continue to collect weather data (Day 3)! Draw or write the weather conditions for today. Be sure to include: Precipitation: (rain, snow, sleet, hail) Wind: (no wind, some wind, strong wind) Temperature: (hot, warm, cool, cold) Cloud Cover: (cloudy, partly cloudy, clear/sunny, foggy)
	<input type="checkbox"/>  Read a story to your stuffed animals. Teach them about the characters in the story, the problem, and the solution. Tell them what a setting is.	<input type="checkbox"/>   Draw a self portrait. Around the outside of your self portrait create a border that has 100 items that you draw on it as the frame.	<input type="checkbox"/> With permission, choose three different toys that can get wet. Make a prediction whether your three toys will float or sink. With help, test it out in the sink or bathtub. Were your predictions correct? I predict _____ will (float/sink). My prediction was (correct/incorrect).
	<input type="checkbox"/>   Draw a picture of your room. Label nouns in your picture. Remember that nouns are people, places, or things. Write sentences about your room. I have _____ in my room.	<input type="checkbox"/>   Make a square, rectangle, and hexagon out of straws or other items that could show a straight line. Draw the shapes you create and name them on your sheet of paper.	<input type="checkbox"/> Think of a place you would like to learn about. Write five questions you want to know about this place.

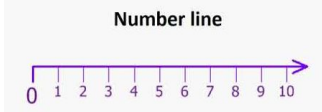
	<input type="checkbox"/>  Give a compliment to everyone in your family. Write the compliments down using your best handwriting. I like the way you _____.	<input type="checkbox"/>  Trace your foot on a piece of paper and cut it out. Use that foot to determine how far it is from your kitchen to your bedroom.	<input type="checkbox"/>  Some things about family life have changed over time while some things have remained the same. Talk with an older family member about what his or her family life was like when he or she was your age. Draw a picture showing something about your family life today.
	<input type="checkbox"/>  Digital Choice: Go to this link and read the books <i>Crazy Hair</i> and <i>Let's Be Friends</i> from Week 2 Day 6 . Then watch the video "Fantastic Friend Countdown" and complete the activities. OR <input type="checkbox"/>  Go to Lexia and work for 15-20 minutes. Limit time to no more than 1 hr. per week.	<input type="checkbox"/>  Digital Choice: Go to Freckle and work for 15-20 minutes in the math section OR <input type="checkbox"/>  Go to Khan Academy Kids and set up a free account. Work for 15-20 minutes. <i>(compatible for all devices)</i>	<input type="checkbox"/>  Digital Choice: Watch Sid the Science Kid Shorts: Seasons . Teach a family member or friend three things about seasons.
Special Education Extension *Optional	<input type="checkbox"/>  Watch a TV show or movie. Draw a picture of one event that happened in the show or movie. Tell an adult about your drawing.	<input type="checkbox"/>  Use spoons to create a triangle on a piece of paper. How many sides did you need? Use spoons to create a square on a piece of paper. How many sides did you need? Draw both shapes and label them. If you need help, ask an adult.	
ESOL Extension *Optional	  Pretend it is snowing today! Draw a picture of a snowman and label with these words: hat, head, body, eyes, arms, nose		














Directions: Review all activities. Place a check by the activities you complete. Share your choices and work with your parent/s. Modify writing activities as needed. Return your choice board and complete activities with your parent's signature to your teacher when you return to school.

Must Do: Read for 15 minutes a selection of your choice and write the title and author below. Draw a picture of your favorite part of the story .

Title: _____ Author: _____

	Reading / Writing (Choose 1 activity)	Math (Choose 1 activity)	Science / Social Studies (Choose 1 activity)
	<input type="checkbox"/>  Draw a perfect dessert that you would like to have. Think about toppings, sprinkles, or anything else that you love to eat. Write directions so an adult in your house will know how to make it. First _____. Next _____. Then _____. Finally _____.	<input type="checkbox"/>  3 red marbles and 3 green marbles are on the table. How many marbles are on the table? Draw a picture of what is happening in the number story and then write a number sentence and answer at the bottom of the picture.	<input type="checkbox"/>  Continue to collect weather data (Day 4)! Draw or write the weather conditions for today. Be sure to include: Precipitation: (rain, snow, sleet, hail, Wind: (no wind, some wind, strong wind), Temperature: (hot, warm, cool, cold), Cloud Cover: (cloudy, partly cloudy, clear/sunny, foggy)
	<input type="checkbox"/>  Read an informational book. What did you learn? Draw a picture of two facts that you learned and write a sentence under each picture. I learned _____.	<input type="checkbox"/> Let's get fit and count to 100. Go to Jack Hartmann Count to 100 and count as you watch the video and have fun.	<input type="checkbox"/> With permission, choose three different things made of metal. Using a magnet from the refrigerator, test to see if the metal objects are magnetic (Does the magnet stick to them?) Make a prediction before testing if they are magnetic. I predict _____ (is/is not) magnetic. My prediction was (correct/incorrect).
	<input type="checkbox"/>  Read a story. Tell an adult about your favorite part. Draw a picture of it. Write a sentence about your favorite part. My favorite part of the story was _____.	<input type="checkbox"/>  Have your parent or caregiver call out a number from 1 to 50. Your job is to figure out the number that comes before and after that number. Write the number on a number line.	<input type="checkbox"/>  People have wants and needs. A need is something a person must have in order to survive. A want is something a person would like to have but can survive without having it. Make a list of things you need. Make a list of things you want.

























	<p><input type="checkbox"/>  Go on a hunt in your home to look for words with a long vowel sound. Find at least 8 items that have a long vowel sound when you say their names. Draw a picture of each item and write the word.</p> <div style="display: flex; flex-wrap: wrap; justify-content: space-around;"> <div style="border: 1px solid black; padding: 5px; margin: 5px;"> <p>Aa a al_ a_e _ay</p> </div> <div style="border: 1px solid black; padding: 5px; margin: 5px;"> <p>Ee e ea e_e _y ee _ie_</p> </div> <div style="border: 1px solid black; padding: 5px; margin: 5px;"> <p>Ii i _igh i_e _y _ie</p> </div> <div style="border: 1px solid black; padding: 5px; margin: 5px;"> <p>Oo o _ow o_e oa_</p> </div> <div style="border: 1px solid black; padding: 5px; margin: 5px;"> <p>Uu u _ow u_e _ue</p> </div> </div>	<p><input type="checkbox"/>  You and your class are creating a counting book. You are in charge of the page for number 8. Draw a picture that has 8 items in it. Here is an example:</p> 	<p><input type="checkbox"/>  Helping people is important because it's good to do good deeds for others. Do something helpful for a friend or family member. Draw a picture showing what you did.</p>
	<p><input type="checkbox"/>  Digital Choice: Go to this link and read the books <i>Rosie's Walk</i> and <i>A Chick Grows Up</i> from Week 2 Day 10. Then watch the video "Roosters, Hens, and Chicks" and complete the activities</p> <p style="text-align: center;">OR</p> <p><input type="checkbox"/>  Go to Lexia and work for 15-20 minutes. Limit time to no more than 1 hr. per week.</p>	<p><input type="checkbox"/>  Digital Choice: Go to Freckle and work for 15-20 minutes in the math section</p> <p style="text-align: center;">OR</p> <p><input type="checkbox"/>  Go to Khan Academy Kids and set up a free account. Work for 15-20 minutes. <i>(compatible for all devices)</i></p>	<p><input type="checkbox"/>  Digital Choice: Watch the BrainPop Jr. video clip Needs and Wants. Create an ad for an item people might want.</p>
<p>Special Education Extension <i>*Optional</i></p>	<p><input type="checkbox"/>  Draw a picture of something you did yesterday. Tell an adult about your picture, and have them write a sentence using past action (-ed).</p>	<p><input type="checkbox"/>  In one week, it rained five days in a row. How many days were sunny (not raining)? Draw a picture to show what you could do during the rain, and what you could do in the sunshine. If you need help, ask an adult.</p>	
<p>ESOL Extension <i>*Optional</i></p>	<p>  Pretend today is a hot day! Draw a picture of what you would do outside on a hot day. Write this sentence frame on your picture: I like to _____ when I am outside.</p>		

Directions: Review all activities. Place a check by the activities you complete. Share your choices and work with your parent/s. Modify writing activities as needed. Return your choice board and complete activities with your parent's signature to your teacher when you return to school.

Must Do: Read for 15 minutes a selection of your choice and write the title and author below. Draw a picture of your favorite part of the story .

Title: _____ Author: _____

	Reading / Writing (Choose 1 activity)	Math (Choose 1 activity)	Science / Social Studies (Choose 1 activity)				
	<p><input type="checkbox"/>  Read a story and draw a picture of what happens in the beginning, middle, and end. Write a sentence to go with each picture.</p> <p>In the beginning, _____. In the middle _____ . In the end _____.</p>	<p><input type="checkbox"/>  There are 4 small marshmallows and 2 big marshmallows. How many marshmallows are there altogether?</p> <p>Draw a picture of what is happening in the number story and then write a number sentence and answer at the bottom of the picture.</p>	<p><input type="checkbox"/>  Continue to collect weather data (Day 5)! Draw or write the weather conditions for today. Be sure to include: Precipitation: (rain, snow, sleet, hail), Wind: (no wind, some wind, strong wind), Temperature: (hot, warm, cool, cold), Cloud Cover: (cloudy, partly cloudy, clear/sunny, foggy) <i>Tell a friend or family member any patterns you noticed about the weather over the past five days.</i></p>				
	<p><input type="checkbox"/>  Make two columns on a piece of paper. Write a list of as many words as you can that have the short o sound in one column and words with the short u sound in the other column.</p> <div style="display: flex; justify-content: space-around; align-items: center;">   <table border="1" style="border-collapse: collapse; text-align: center;"> <tr> <td style="width: 40px; height: 40px;">o</td> <td style="width: 40px; height: 40px;">u</td> </tr> <tr> <td style="width: 40px; height: 40px;"> </td> <td style="width: 40px; height: 40px;"> </td> </tr> </table> </div>	o	u			<p><input type="checkbox"/>  Draw 3 different patterns on a piece of paper. Tell your parent or caregiver what kind of pattern you drew and then write a sentence to describe your pattern. Pattern types: AB, AAB, ABB, and ABC.</p> <div style="text-align: center;">  <p>I drew a _____ pattern.</p> </div>	<p><input type="checkbox"/>  With permission, choose 10 items in your kitchen. Classify these items into any two or three categories you would like. How did you classify them? Draw or write what you did.</p>
o	u						
	<p><input type="checkbox"/>  Make a card for someone in your family. Use your best handwriting to write a note.</p> <p>I love the way you _____.</p>	<p><input type="checkbox"/>  Use items in your house to create addition and subtraction problems with 10 as the answer. Draw a picture that goes with the problem and write a number sentence to go with it.</p>	<p><input type="checkbox"/> Use blocks, boxes, and other household items to build a neighborhood. What types of houses and other buildings do you have in your neighborhood?</p>				

	<input type="checkbox"/>  Make a snack with an adult. Draw the snack. Write to explain how you made it. First we _____. Next we _____. Then we _____.	<input type="checkbox"/>  Sort 20 toys by what kind of toy it is. Create a picture graph that shows how many of each type of toy you have.	<input type="checkbox"/>  Your environment or your surroundings include all the things around you. Draw a picture of yourself in your environment. Label your picture.
	<input type="checkbox"/>  Digital Choice: Go to this link and read the books <i>I Stink!</i> and <i>Garbage Trucks</i> from Week 2 Day 9. Then watch the video “What Happens to Our Trash” and complete the activities. OR <input type="checkbox"/>  Go to Lexia and work for 15-20 minutes. Limit time to no more than 1 hr. per week.	<input type="checkbox"/>  Digital Choice: Go to Freckle and work for 15-20 minutes in the math section OR <input type="checkbox"/>  Go to Khan Academy Kids and set up a free account. Work for 15-20 minutes. <i>(compatible for all devices)</i>	<input type="checkbox"/>  Digital Choice: Watch Sink or Float? After, explain why things float or sink to a friend or family member.
Special Education Extension *Optional	<input type="checkbox"/>  Read a book with an adult. Retell two events that you remember from the story, and have the adult write them down for you.	<input type="checkbox"/>  You had ten pieces of candy. You gave three pieces to a friend. Draw a picture to show how many pieces of candy you have left. If you need help, ask an adult.	
ESOL Extension *Optional	 Complete the following sentence frames: On a cold cloudy day, I wear _____ On a rainy day, I wear_____. On a hot sunny day, I can wear _____. On a snowy day, I wear _____. Read your sentences to a family member.		

