










Directions: Review all activities. Place a check by the activities you complete. Share your choices and work with your parent/s. Modify writing activities as needed. Return your choice board and complete activities with your parent's signature to your teacher when you return to school.

<input type="checkbox"/> Must Do: Read for 30 minutes a selection of your choice and complete the reading log on the last page.							
	Reading / Writing (Choose 1 activity)	Math (Choose 1 activity)	Science / Social Studies (Choose 1 activity)				
	<input type="checkbox"/>  Make a bookmark! Think a story you are reading or have read. On one side of your bookmark, illustrate the following: <ul style="list-style-type: none"> <input type="checkbox"/> the main characters, <input type="checkbox"/> setting, <input type="checkbox"/> problem, and solution If you chose an informational text, draw pictures to illustrate 3 new facts you learned from the text. Decorate the other side with the title of the text.	<input type="checkbox"/>  Design and create a game on subtraction. Include the game rules, at least 20 question cards, and an answer key. Include word problems along with pictures and graphics. Be creative!	<input type="checkbox"/> Ask the members of your household what their favorite season is. Collect the data with tally marks. What is the most popular season in your household? Describe that season. What is the weather like during that season? What kind of precipitation occurs during that season?				
	<input type="checkbox"/>  You have been asked to design a new playground for your school. Draw a picture of the playground and write a letter to your principal telling him or her about your suggestions.	<input type="checkbox"/>  There is a new student that has just started school and they have not learned how to add 2-digit numbers. Design a poster that teaches them how to add 2-digit numbers. Don't forget to teach them what adding is and the different strategies to use when adding.	<input type="checkbox"/>  It is important that we know what to do in cases of severe weather. Some examples of severe weather conditions that are most common to SC are flooding, lightning storms, tornados, thunderstorms, and hurricanes. Choose a severe weather condition and create a safety poster to share with your family.				
	<input type="checkbox"/>  Choose a diagram, map, chart, graph, or image in a nonfiction text that you think is important. Draw the text feature. Write to explain why it is important to the text and what you learned from it. What additional text feature could the author add to help the reader? <p>The _____ is important to the text because it tells the reader _____. The author could add _____ to help the reader _____.</p>	<input type="checkbox"/>  Make a T-chart like the one below. Make a list of how addition is used in the real world and then make a list of how subtraction is used in the real world. <table border="1" style="margin-left: auto; margin-right: auto;"> <thead> <tr> <th style="width: 50%;">Addition</th> <th style="width: 50%;">Subtraction</th> </tr> </thead> <tbody> <tr> <td style="height: 40px;"></td> <td style="height: 40px;"></td> </tr> </tbody> </table>	Addition	Subtraction			<input type="checkbox"/>  Talk with an older family member about your community. How has it changed? How is it the same? Draw two pictures. Label one Then showing how your community looked in the past . Label the other Now showing how your community looks in the present .
Addition	Subtraction						

 Go on a hunt in your home to look for items with **long vowel sounds**. Find at least 5 items that have a long vowel sound for each vowel. Write the words in a chart. Underline the long vowel sound spellings.






a	e	i	o	u


One of your friends completed his subtraction problem. When he got his paper back from his teacher, he got the answer wrong. Help your friend figure out what he did wrong and fix it for him.


$$\begin{array}{r} 92 \\ - 49 \\ \hline 57 \end{array}$$

Use blocks, boxes, and other household items to create a model of your community. Think of the many different types of buildings in your community.


   Go to this [link](#) and read the two texts, *Diary of a Spider* and *A Spiderling Grows Up* from **Week 1 Day 1**. View the “Tricky Spiders” video and complete the activities. Then create a new kind of spider. Draw the spider and write a description of what you drew. Include information that you learned from the video and texts.




OR

 Go to Lexia and work for 15-20 minutes. Limit time on Lexia to no more than 1 hr. per week.



 Digital Choice: Go to **Freckle** and work for 15-20 minutes in the math section.


OR

 Go to **Khan Academy Kids** and set up a free account. Work for 15-20 minutes. *(compatible for all devices)*

   Digital Choice: Study the map of the [North Myrtle Beach Park & Sports Complex](#). If you were designing a park for your community, what would it look like? Create a map of your park. Be sure to label your map and create a map key showing areas such as playgrounds, trails, restrooms, and parking.

Special Education Extension
*Optional


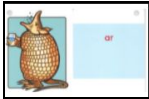












  Read a story. Draw a picture about the topic and write 3 sentences to tell what happens in the beginning, middle, and end. If you need help, ask an adult. Use these sentence starters if needed: In the beginning, _____. In the middle _____. In the end _____.












 For breakfast you ate 1 banana. For lunch you ate 2 apples. For dinner you ate 10 grapes. How much fruit did you eat all day? Draw a number story to show your answer. What is your favorite fruit? If you need help, ask an adult.

ESOL Extension
*Optional














 Draw a map of your community. Label these places: **bank , grocery store, restaurant, school, park**















Directions: Review all activities. Place a check by the activities you complete. Share your choices and work with your parent/s. Modify writing activities as needed. Return your choice board and complete activities with your parent's signature to your teacher when you return to school.

☑ Must Do: Read for 30 minutes a selection of your choice and complete the reading log on the last page.													
	Reading / Writing (Choose 1 activity)	Math (Choose 1 activity)	Science / Social Studies (Choose 1 activity)										
	<p>☑  Go on a hunt to look for words with r-controlled vowel sounds. Find at least 10 items that have r-controlled vowel sounds when you say their names. Add the words to a chart and write a sentence with each word..</p> <div style="display: flex; justify-content: space-around;">    </div> <table border="1" style="width: 100%; text-align: center;"> <tr> <td>-ar</td> <td>-er</td> <td>-ir</td> <td>-or</td> <td>-ur</td> </tr> <tr> <td> </td> <td> </td> <td> </td> <td> </td> <td> </td> </tr> </table>	-ar	-er	-ir	-or	-ur						<p>☑  Make a video or draw a presentation about how to add two 2-digit numbers. Here is a problem to include in your presentation:</p> $\begin{array}{r} 49 \\ + 52 \\ \hline \end{array}$	<p>☑   Record today's weather. Be sure to include the temperature, precipitation, wind direction, and wind speed. Where did you get your information? Draw the weather and write your weather report.</p>
-ar	-er	-ir	-or	-ur									
	<p>☑    Think about a book you are reading or have read. Create a comic book with speech bubbles and pictures to answer these two questions about your book: What is the lesson in the story? What is the main character feeling? Use evidence from the text to support your responses.</p>	<p>☑  Write a word problem for your parent or caregiver to solve that involves adding a 2-digit number to another 2-digit number. Make an answer sheet to go with the problem that shows how to solve it.</p>	<p>☑  Based on what you know the weather has been like the past few days, make a prediction for the weather tomorrow. Be sure to include your predictions about temperature, precipitation, and wind. Draw your weather prediction for tomorrow and write your weather report. Tomorrow, check to see if your weather prediction was correct.</p>										
	<p>☑  Write about a fun time you had with a friend. Be sure that you include lots of details so that the reader will feel like he/she was there. When I spent the day with _____, I had so much fun! We _____.</p>	<p>☑ Guess my number:</p> <ul style="list-style-type: none"> ☑ It has 3 digits. ☑ The value of the digit in the hundreds place is 200. ☑ The value of the tens place is _____. 	<p>☑  If you could create your own community, what rules and laws would you put in place? Write a list of laws you would have in your community. Tell what would happen if people did _____.</p>										









		<p>60.</p> <p><input type="checkbox"/> If you add up the digits you get 10.</p>	<p>not follow the laws.</p>						
	<p><input type="checkbox"/>  Create an advertisement for your favorite book. Write to convince people to want to read the book.</p> <p>You will want to read _____. It _____.</p>	<p><input type="checkbox"/>  Read a nonfiction book. Create a number story using the information you read. For example: I read a book about bees. My number story could be: If a bee visits 24 flowers on Monday and 37 flowers on Tuesday, how many flowers did he visit on Monday and Tuesday?</p>	<p><input type="checkbox"/>  Make a list of community workers who provide goods and services. With permission, cut out pictures from newspapers or magazines and match the pictures to your list of community workers.</p>						
	<p><input type="checkbox"/>  Go to this link and read the 2 texts on Week 1 Day 2. View the “It’s Raining, It’s Pouring” video, and complete the activities. Then do the following activity: You might have heard the saying, “It’s raining cats and dogs.” If you could make it rain any <u>two</u> things you wanted, what would you choose? Write about your special rainstorm. What would be falling from the clouds, and what would happen as a result?</p> <p style="text-align: center;">OR</p> <p><input type="checkbox"/>  Go to Lexia and work for 15-20 minutes. Limit time on Lexia to no more than 1 hr. per week.</p>	<p><input type="checkbox"/>  Digital Choice: Go to Freckle and work for 15-20 minutes in the math section.</p> <p style="text-align: center;">OR</p> <p><input type="checkbox"/>  Go to Khan Academy Kids and set up a free account. Work for 15-20 minutes. <i>(compatible for all devices)</i></p>	<p><input type="checkbox"/>  Digital Choice: Ed Piotrowski wants to answer your weather questions! Submit your question to Ed on this FORM by April 9th. On an episode of Weather School with Ed on Facebook, he will answer some of the questions submitted. With an adult’s help, tune in to see if your question gets answered!</p>						
<p>Special Education Extension <i>*Optional</i></p>	<p><input type="checkbox"/>  Type or write a letter to your teacher telling them about what you did last night. Use 3 to 4 sentences in your letter. Remember to capitalize names and use end punctuation (periods, exclamation, and/or question marks), and don’t forget to sign your letter. If you need help, ask an adult.</p>	<p><input type="checkbox"/>  How many sides are on each shape? Draw each shape. Make a pattern with two shapes. Square? Triangle? Rectangle? Hexagon?</p> <p>If you need help, ask an adult.</p>							
<p>ESOL Extension <i>*Optional</i></p>	<p> Use the Word Bank to complete the T-Chart on Goods and Services.</p> <table border="1" data-bbox="1117 1328 1486 1497" style="margin-left: auto; margin-right: auto;"> <thead> <tr> <th style="width: 20%;">Goods</th> <th style="width: 20%;">Services</th> <th style="width: 60%;">Word Bank</th> </tr> </thead> <tbody> <tr> <td style="height: 80px;"></td> <td></td> <td>teaching bananas clothing crayons haircuts toys car repair mail delivery</td> </tr> </tbody> </table>			Goods	Services	Word Bank			teaching bananas clothing crayons haircuts toys car repair mail delivery
Goods	Services	Word Bank							
		teaching bananas clothing crayons haircuts toys car repair mail delivery							


































Directions: Review all activities. Place a check by the activities you complete. Share your choices and work with your parent/s. Modify writing activities as needed. Return your choice board and complete activities with your parent's signature to your teacher when you return to school.

<input type="checkbox"/> Must Do: Read for 30 minutes a selection of your choice and complete the reading log on the last page.			
	Reading / Writing (Choose 1 activity)	Math (Choose 1 activity)	Science / Social Studies (Choose 1 activity)
	<input type="checkbox"/>  Make a list of 10 nouns (people, places, and things) that are in your house or outside. Write an adjective to describe the noun. Find the value of the words. Vowels = 5 points Consonants = 2 points. Example: curtain = 23 points (u, a, i = 15 and c, r, t, n = 8. 15+8=23)	<input type="checkbox"/>  Create a book of addition and subtraction number stories. Give it to one of your classmates when you get back to school to see if they can solve your number stories.	<input type="checkbox"/>  A salad is an example of a mixture. Lettuce, tomatoes, and cucumbers can be mixed together and then separated out again. Take a handful of coins, legos, or other small objects you have in your home and see if you can separate the objects into groups. What groups did you make? Write about what you separated.
	<input type="checkbox"/>  You are an author! Write a fantasy story. Include things that can't happen in real life like talking animals or flying people. Make sure that you have lots of details and have a beginning, middle, and ending.	<input type="checkbox"/>  63 second graders are going on a field trip. 19 parents will also go. How many people are going on the field trip? Show how you know your answer is correct.	<input type="checkbox"/>  A solution is a type of mixture in which one substance is dissolved into another (like sugar water). With permission and help from an adult, make a solution at your house with items you have in your kitchen. What solution did you create? Write about your solution.
	<input type="checkbox"/>   Create a timeline to show the events that happened in a story that you have read. Write a summary of your timeline. In the story _____, the first thing that happened was _____. Then _____. After that _____. Finally _____.	<input type="checkbox"/>  On March 16th, some of the students in Mrs. Daniels' class wrote equations equal to 16. During recess, Mrs. Daniels erased parts of each equation. Find the missing parts. $7 + \underline{\quad} = 16$ $16 = 3 + \underline{\quad}$ $27 - \underline{\quad} = 16$ $100 - \underline{\quad} = 16$ $\underline{\quad} + 8 + \underline{\quad} = 16$ $11 + 5 = \underline{\quad} + 8$	<input type="checkbox"/>  The mayor of a city has a very important job. Write several sentences telling what you would do if you were the mayor. If I was the mayor, I would _____.
	<input type="checkbox"/>   The author asks you to change the ending to her story. Write a	<input type="checkbox"/>  A farmer's animal pen has a high fence around it. He can see 32 legs under the fence. How many sheep and ducks are in this	<input type="checkbox"/> It is important for community members to work together or cooperate in order to get things done. Talk with a friend or









	<p>different conclusion to the story you just read.</p>	<p>pen?</p> <p>Show one way to have sheep and ducks with 32 legs in all.</p> <p>Show a different number of sheep and ducks with 32 legs in all.</p>	<p>family member about how people in your community work together.</p>
	<p>   Go to this link and read the 2 texts on Week 1 Day 2. View the “It’s Raining, It’s Pouring” video, and complete the activities. Then do the following activity: You might have heard the saying, “It’s raining cats and dogs.” If you could make it rain any <u>two</u> things you wanted, what would you choose? Write about your special rainstorm. What would be falling from the clouds and what would happen as a result?</p> <p style="text-align: center;">OR</p> <p> Go to Lexia and work for 15-20 minutes. Limit time on Lexia to no more than 1 hr. per week.</p>	<p> Digital Choice: Go to Freckle and work for 15-20 minutes in the math section.</p> <p style="text-align: center;">OR</p> <p> Go to Khan Academy Kids and set up a free account. Work for 15-20 minutes. <i>(compatible for all devices)</i></p>	<p>   Digital Choice: Study the map of a possible City Square for downtown Conway. If you were designing a city square for your community, what would it look like? Create a map of your city square. Be sure to include streets, important buildings, trees, and grassy areas.</p>
<p>Special Education Extension <i>*Optional</i></p>	<p>  Read a text and summarize the central idea and details. Draw a picture to go with your summary. If you need help, ask an adult.</p>	<p>  You went to school at 8:00 A.M. and left at 11:00 A.M. How long were you at school? Draw a clock to show your thinking. If you need help, ask an adult.</p>	
<p>ESOL Extension <i>*Optional</i></p>	<p> Explain to someone in your home how working together in a team is helpful at school.</p>		



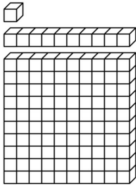











Directions: Review all activities. Place a check by the activities you complete. Share your choices and work with your parent/s. Modify writing activities as needed. Return your choice board and complete activities with your parent's signature to your teacher when you return to school.

<input type="checkbox"/> Must Do: Read for 30 minutes a selection of your choice and complete the reading log on the last page.			
	Reading / Writing (Choose 1 activity)	Math (Choose 1 activity)	Science / Social Studies (Choose 1 activity)
	<input type="checkbox"/>   Read a story. Which character in the story would you most like to have as a friend? Draw a picture of the character and write to explain why you chose the character and what you would enjoy doing together. The character that I would like to have as my friend is _____. I think he or she would be a good friend because _____.	<input type="checkbox"/> Play a card game with your parent or caregiver. You will need a deck of 36 cards with just the numbers 1 through 9. After you mix up the cards, put them in a pile. Below are the rules: -Deal 5 cards to each player. -Use any three of your cards. -Pick three numbers that add to a number near 20. -Write a number sentence with your three cards and the total that is near 20. -Find your score. Your score is the difference between your total and 20. -For example - if you picked the cards 6, 9, 7 then your number sentence would be $6+9+7=22$. Your total is 22. To find your score, subtract 20 from 22. $22-20=2$ -Shuffle the cards and play seven more times. -At the end of the game, add all seven scores for each player. The player with the lowest total is the winner.	<input type="checkbox"/>   Water expands when it freezes. With permission and help from an adult, fill a cup halfway with water. Make a mark on the cup where the water line is. Put the cup in the freezer for a few hours (until the water freezes completely). What happened to the water line? What happened as the water froze? Draw and write about what happened. Share what you learned with a friend or family member.
	<input type="checkbox"/>   Read a book. Write a list of the adjectives (words that describe a noun) that the author used to add details. Now write a paragraph describing your favorite place using at least 5 adjectives.	<input type="checkbox"/>  You go to a shop that sells tricycles. There are 18 wheels in the Wheel Shop. How many tricycles are in the shop? Explain how you know the answer.	<input type="checkbox"/>  A magnet has two poles. The poles are called the North Pole (N) and the South Pole (S). Write down five questions you have about magnets. Choose your favorite question and design an investigation that might help you answer that question. Write down what materials you would need and describe the steps someone would take to follow your investigation.

	<p>   You can be an author! You have been asked to create a picture book on a topic of your choice for 1st graders. Write your story and include illustrations. Make sure to include details.</p>	<p>  The friends in your class like to exchange stickers. You decide to give each classmate 3 stickers. You have 19 classmates. How many stickers will you need? Show how you figured out your answer.</p>	<p>  Police officers, firefighters, teachers, doctors, and nurses are some of the people in our community who help us. Write a thank you letter to a community member to let that person know you appreciate what he or she does.</p>
	<p>   Read an informational text. What do you still wonder after reading? What questions do you have? Write a letter to the author asking him at least 3 questions that you would like to have answered.</p>	<p>  Lee bought a bag of 15 peanuts to feed the ducks. When he got to the lake he saw 6 ducks and then 6 more came. He wants to give each duck one peanut. Does he have enough to give each duck a peanut? Show how you found the answer using words, numbers or pictures.</p>	<p> Storytelling is an art form that has been passed on from generation to generation. Ask an older family member to share a story that was told by a grandparent or great-grandparent.</p>
	<p>  Digital Choice: Go to Lexia and work for 15-20 minutes. Limit time on Lexia to no more than 1 hr. per week.</p> <p style="text-align: center;">OR</p> <p>    Go to this link and read the two texts, <i>Diary of a Spider</i> and <i>A Spiderling Grows Up</i> from Week 1 Day 1. View the "Tricky Spiders" video and complete the activities. Then create a new kind of spider. Draw the spider and write a description of what you drew. Include information that you learned from the video and texts.</p>	<p>  Digital Choice: Go to Freckle and work for 15-20 minutes in the math section.</p> <p style="text-align: center;">OR</p> <p>  Go to Khan Academy Kids and set up a free account. Work for 15-20 minutes. <i>(compatible for all devices)</i></p>	<p>   Digital Choice: Watch Roper Mountain's Animal Adaptations. Answer the following questions on a piece of paper. Share your answers with a friend or family member.</p> <ol style="list-style-type: none"> 1. In what habitat would you find a ball python? 2. In what group of animals would you classify the bearded dragon? 3. How would you camouflage an animal in the Rainforest?
Special Education Extension *Optional	<p>    Think of a story you are reading or have read. Draw a picture of the setting of that story. Write 3 sentences describing the setting. If you need help, ask an adult.</p>	<p>  Write numbers from 0 to 10 by ones. Circle the even numbers. Write numbers from 10 to 20 by ones. Put a box around the odd numbers. If you need help, ask an adult.</p>	
ESOL Extension *Optional	<p> Write a letter to your teacher about what has been your favorite activity from the choice boards so far and why. My favorite activity from the choice boards so far is _____.</p>		

Directions: Review all activities. Place a check by the activities you complete. Share your choices and work with your parent/s. Modify writing activities as needed. Return your choice board and complete activities with your parent’s signature to your teacher when you return to school.


<input type="checkbox"/> Must Do: Read for 30 minutes a selection of your choice and complete the reading log on the last page.			
	Reading / Writing (Choose 1 activity)	Math (Choose 1 activity)	Science / Social Studies (Choose 1 activity)
	<input type="checkbox"/>  Write 6 “super duper” sentences that have an adjective, adverb, noun, and verb. Use your best handwriting. Draw a picture to go with each sentence. Example: The red toy car sped quickly down the ramp. Adj.- red, toy Nouns- car, ramp Verb- sped Adverb- quickly	<input type="checkbox"/> Carol has three number cards. <div style="text-align: center;">  </div> <ol style="list-style-type: none"> 1. What is the largest three-digit number Carol can make with her cards? 2. What is the smallest three-digit number Carol can make with her cards? 3. Explain to Carol how she can make the smallest possible number using her three cards. 	<input type="checkbox"/>  Design and build a car. Push your car and see how far it travels. How could you increase the distance that your car travels (How could you make it go farther)? Draw your design and write how you made the car travel farther.
	<input type="checkbox"/>  Choose a diagram, map, chart, graph, or image in a nonfiction text that you think is important. Draw the feature and write to tell why it is important to the text and what you learned from it. What additional text feature could the author add to help the reader? This _____ is important to the text because it tells the reader _____. The author could add _____ to help the reader _____.	<input type="checkbox"/>  Determine if the following is TRUE or FALSE. $152 + 230$ is equal to $200 + 100 + 50 + 30 + 2$ _____	<input type="checkbox"/>  Choose two different kinds of balls you have in your toys (For example: a soccer ball and a tennis ball). Put your arms out straight and drop each ball. Which ball bounces higher? Why do you think that is? Can you make the ball that bounced less bounce even higher? How would you do that? Write about your investigation and share what you did with a friend or family member.
	<input type="checkbox"/>  Read a story. Illustrate a picture representing the problem of the story. Add a caption explaining the problem.	<input type="checkbox"/>  Your piggy bank is full of money. You need to take out 87 ¢ for some candy you found you wanted. What are 3 different ways you can make 87 ¢ ?	<input type="checkbox"/> People came to the United States from countries all over the world. Talk with an older family member to find out from which countries your ancestors came. What cultural things did they bring with them? Languages? Beliefs? Foods?

	<p><input type="checkbox"/>  Write a poem about today's weather. Use similes and sound devices like rhyme and alliteration.</p>	<p><input type="checkbox"/>  Which sign will make the comparison TRUE?</p>  <p>_____ 131</p> <p>< > =</p>	<p><input type="checkbox"/> Supply is the amount of goods available, and demand is how badly people want a good or service. Factors like seasons and popularity affect supply and demand, and prices can change with changes in demand. Talk with an older family member about the supply and demand for certain goods in the past or in the present.</p>
	<p><input type="checkbox"/>    Go to this link and read the 2 texts on Week 1 Day 4. View the “Home in Three Communities” video, and complete the activities. Complete the following activity: If you could create your own community, what would it look like? Would it be urban, rural, or suburban? Draw a picture of the community, name it, and write a paragraph describing it. Include information from the texts and video.</p> <p style="text-align: center;">OR</p> <p><input type="checkbox"/>  Digital Choice: Go to Lexia and work for 15-20 minutes. Limit time on Lexia to no more than 1 hr. per week.</p>	<p><input type="checkbox"/>  Digital Choice: Go to Freckle and work for 15-20 minutes in the math section.</p> <p style="text-align: center;">OR</p> <p><input type="checkbox"/>  Go to Khan Academy Kids and set up a free account. Work for 15-20 minutes. <i>(compatible for all devices)</i></p>	<p><input type="checkbox"/>   Digital Choice: There are different types of communities. Watch the BrainPop Jr. video Rural, Suburban, and Urban to learn more. Then answer these questions to show what you have learned.</p>
<p>Special Education Extension <i>*Optional</i></p>	<p><input type="checkbox"/>   Look out a window in your house or go outside. Draw today's weather. Using complete sentences, describe the weather today. Remember to use proper capitalization and punctuation. If you need help, ask an adult.</p>	<p><input type="checkbox"/> How would you measure each one? Inch ? Foot ? Yard? A paperclip _____ A tennis court _____ A kitchen table _____ A dollar bill _____ A cell phone _____ If you need help, ask an adult.</p>	
<p>ESOL Extension <i>*Optional</i></p>	<p> Retell a familiar story to someone in your home.</p>		

Name: _____

Date: _____

Reading Log

 Read for 30 minutes a selection of your choice and write a 3-5 sentence summary below.

Day 1	Title: _____ _____ Author: _____	Summary:
Day 2	Title: _____ _____ Author: _____	Summary:
Day 3	Title: _____ _____ Author: _____	Summary:
Day 4	Title: _____ _____ Author: _____	Summary:
Day 5	Title: _____ _____ Author: _____	Summary: