





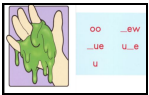





































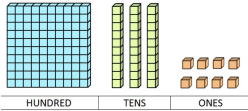




Directions: Review all activities. Place a check by the activities you complete. Share your choices and work with your parent/s. Modify writing activities as needed. Return your choice board and complete activities with your parent's signature to your teacher when you return to school.

<input type="checkbox"/> Must Do: Read for 30 minutes a selection of your choice and complete the reading log on the last page.									
	Reading / Writing (Choose 1 activity)	Math (Choose 1 activity)	Science / Social Studies (Choose 1 activity)						
	<input type="checkbox"/>  An autobiography is written about someone's life. Think about some of the most important events in your life. Write an autobiography about you to share with other 2nd grade students.	<input type="checkbox"/>  Two piggy banks have a total of 57 cents. The first bank has 40 cents in it. What coins could be in the second bank? Come up with 2 answers to this problem.	<input type="checkbox"/>  Choose an insect. Pretend you are that insect and write a letter to a scientist telling them everything you want them to know about you!						
	<input type="checkbox"/>  Think about the sound/spellings on the "goo" card, the "cow" card, and the "coil" card. Write 5 words for each card in a chart and write one word from each column in a descriptive sentence with at least 5 words. <table border="1" style="width: 100%; text-align: center; margin-top: 10px;"> <tr> <td style="width: 33%;"> oi, _oy</td> <td style="width: 33%;"> ow, ou_</td> <td style="width: 33%;"> oo, _ew, _ue, u_e, u</td> </tr> <tr> <td style="height: 40px;"></td> <td></td> <td></td> </tr> </table>	 oi, _oy	 ow, ou_	 oo, _ew, _ue, u_e, u				<input type="checkbox"/>  Maggie went to the farmers market with her family. There are 32 farmers selling food at the market. Of these 32 farmers, there are 13 farmers who sell fruit. How many farmers DO NOT sell fruit?	<input type="checkbox"/>   Pretend you are a type of fish. Design a cartoon that teaches kids about your life. How do you move? How do you breathe? What do you eat? What are your predators?
 oi, _oy	 ow, ou_	 oo, _ew, _ue, u_e, u							
	<input type="checkbox"/>   Choose a diagram, map, chart, graph, or image in a nonfiction text that you think is important. Draw the feature and write to explain why it is important to the text and what you learned from it. What additional text feature could the author add to help the reader? This _____ is important to the text because it tells the reader _____. The author could add _____ to help the reader _____.	<input type="checkbox"/>  Write as many equations as you can that equal 20.	<input type="checkbox"/>  Imagine you are a dollar bill. Write about your journey as different people use you to buy goods and services .						

	<p><input type="checkbox"/>  Write 6 “super duper” sentences that have an adjective, adverb, noun, and verb. Use your best handwriting. Draw a picture to go with each sentence. Example: The red car sped quickly down the ramp.</p> <p>Adjective.- red, Noun- car, ramp, Verb- sped, Adverb- quickly</p>	<p><input type="checkbox"/>  Write the following numbers in expanded form.</p> <p style="text-align: center;">176 945 658 289</p>	<p><input type="checkbox"/>  Draw a picture and write about where you live! What makes the place where you live rural, urban, or suburban?</p>
	<p><input type="checkbox"/>    Digital Choice: Go to this link and read the two texts from Week 2 Day 7. Then view the “Get to School the Safe Way” video. Invent a fun new vehicle to ride to school in. Draw it and write a description including how people can stay safe when riding in it.</p> <p style="text-align: center;">OR</p> <p><input type="checkbox"/>  Go to Lexia and work for 15-20 minutes. Limit time on Lexia to no more than 1 hr. per week.</p>	<p><input type="checkbox"/>  Digital Choice: Go to Freckle and work for 15-20 minutes in the math section.</p> <p style="text-align: center;">OR</p> <p><input type="checkbox"/>  Go to Khan Academy Kids and set up a free account. Work for 15-20 minutes. <i>(compatible for all devices)</i></p>	<p><input type="checkbox"/>  Digital Choice: Do you want to know more about the things we buy and use? Do you want to know about the different services people provide? Watch the video clip Goods and Services on BrainPop Jr. Then answer these questions using complete sentences.</p>
<p>Special Education Extension <i>*Optional</i></p>	<p><input type="checkbox"/>    Read an informational book. What was the topic of the book? What did you learn? Draw a picture of one fact that you learned and write a summary of the book. If you need help, ask an adult.</p> <p style="padding-left: 40px;">I read _____. It was mostly about _____. I learned _____.</p>	<p> I saw three fish, two turtles, and one shark at the aquarium. How many eyes is that in all? Draw a picture to show your thinking. If you need help, ask an adult.</p>	
<p>ESOL Extension <i>*Optional</i></p>	<p>Select a writing piece that you have already completed. Read it out loud to a family member.</p>		

Directions: Review all activities. Place a check by the activities you complete. Share your choices and work with your parent/s. Modify writing activities as needed. Return your choice board and complete activities with your parent's signature to your teacher when you return to school.

<input type="checkbox"/> Must Do: Read for 30 minutes a selection of your choice and complete the reading log on the last page.			
	Reading / Writing (Choose 1 activity)	Math (Choose 1 activity)	Science / Social Studies (Choose 1 activity)
	<input type="checkbox"/>  Read a fiction story. Think about the problem and the solution. What caused the problem? (What was the reason for the problem happening?) What caused the solution? (What did the characters do to solve the problem?) Write a letter to a friend in your class telling him or her the title of the book you read, the problem in the story, and the cause of the problem. Then tell him/her how the character caused the problem to be solved. I read _____. The problem in the story was _____. _____ caused these problems to happen. The solution to the problem was _____. The character ___to make this happen.	<input type="checkbox"/>  Use the hundreds chart to solve this problem. $37 - 25 =$ 	<input type="checkbox"/>  An animal's physical structure (body parts) helps it survive. Pretend you are an animal. Draw a picture of the animal and label the different body parts that helps it survive. Include the body parts that help it: See Hear Grasp objects (or pick up things) Get food Protect it Move Share your information with a friend or family member.
	<input type="checkbox"/>  A biography is a text written about someone's life by someone other than the author. Interview someone in your family and write a biography about an important event in their life. Include details.	<input type="checkbox"/>  What is the equation and sum for this word problem? In the garden, there are 73 flowers and 62 plants. How many flowers and plants are in the garden?	<input type="checkbox"/>  Write a letter to your local government representative telling him or her about ways your community could be improved.
	<input type="checkbox"/>   Read an informational text on an animal that interests you. Prepare a handout for a younger child with facts that you have learned about the animal. Include text features such as pictures, captions, headings, and bold words.	<input type="checkbox"/>  Draw the following numbers using base ten blocks. 469, 381, 590, 872 For example: 	<input type="checkbox"/>  Which landform would you like to visit: a mountain, a canyon, or an island? Why? With permission, cut out pictures of various landforms from newspapers or magazines. If you don't have newspapers or magazines, draw as many landforms as you are able.


 Go on a hunt to look for words with **r-controlled vowel** sounds. Find at least 10 items that have r-controlled vowel sounds when you say their names. Add the words to a chart and write a sentence with each word.




-ar	-er	-ir	-or	-ur


Mentally add and subtract ten to each number.


$$\begin{array}{r} \underline{\quad} 37 \underline{\quad} \\ \underline{\quad} 42 \underline{\quad} \\ \underline{\quad} 61 \underline{\quad} \end{array} \qquad \begin{array}{r} \underline{\quad} 87 \underline{\quad} \\ \underline{\quad} 99 \underline{\quad} \end{array}$$

 Some animals are hatched from eggs. Write a list of all of the animals you can think of that hatch from eggs.


 Digital Choice: Go to this [link](#) and read the two texts from **Week 2 Day 9**. Then view the "Choose to Be Kind" video. Create a brochure to teach 1st graders how to be kind to others at school. Include information that you learned from the texts and video.


OR

 Go to Lexia and work for 15-20 minutes. Limit time on Lexia to no more than 1 hr. per week.


 Digital Choice: Go to **Freckle** and work for 15-20 minutes in the math section.


OR

 Go to **Khan Academy Kids** and set up a free account. Work for 15-20 minutes. *(compatible for all devices)*


 Digital Choice: Watch [The Magic School Bus Kicks Up a Storm](#). Write down three facts you learned. Share what you learned with a friend or family member. For the Spanish version, go to this [LINK](#).

Special Education Extension
**Optional*

 Create a book to share with your friends about 3 fun things to do at home. Draw illustrations and write at least one sentence to describe each drawing. Add a title and illustration to your book cover. If you need help, ask an adult.

 At 7:00PM I began watching a movie. The movie ended at 9:00PM. How long did the movie last? Draw a clock to show your thinking. If you need help, ask an adult.









ESOL Extension
**Optional*

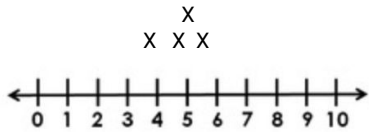

 Which landform is closest to your home? Complete the sentence frame below:

The landform that is closest to me is a/an _____.



Directions: Review all activities. Place a check by the activities you complete. Share your choices and work with your parent/s. Modify writing activities as needed. Return your choice board and complete activities with your parent's signature to your teacher when you return to school.

<input type="checkbox"/> Must Do: Read for 30 minutes a selection of your choice and complete the reading log on the last page.			
	Reading / Writing (Choose 1 activity)	Math (Choose 1 activity)	Science / Social Studies (Choose 1 activity)
	<input type="checkbox"/>   Make a bookmark! Think about a story you are reading or have read. On one side of your bookmark, illustrates the following: the main characters, setting, and problem, and solution . If you chose an informational text, draw pictures to illustrate 3 new facts you learned from the text. Decorate the other side with the title of the text.	<input type="checkbox"/>  There are 47 boys and 76 girls at the baseball game. How many more girls are at the game? Use one of the strategies you have learned this year to solve the problem.	<input type="checkbox"/>  Plants are a source of food for many animals. People can be classified as animals. Make a list of plants that people eat (list as many as you can!)
	<input type="checkbox"/>  You have been asked to come up with possible field trips for your class. Write a list of your ideas including where you think your class should visit and why it would be a good choice.	<input type="checkbox"/> Draw each of the shapes below and label them. <ul style="list-style-type: none"> <input type="checkbox"/> Triangle <input type="checkbox"/> Square <input type="checkbox"/> Circle <input type="checkbox"/> Rectangle <input type="checkbox"/> Trapezoid <input type="checkbox"/> Partition the shapes into two equal parts (draw a line that cuts it in half).	<input type="checkbox"/>  What are some ways that humans help the Earth? Write about them.
	<input type="checkbox"/>  Take a walk outside. Make a list of 8 nouns (people, places, and things) that you see. Add an adjective that starts with the same letter as the noun to describe the noun. Examples: speedy squirrel, towering tree	<input type="checkbox"/>  Play rock, paper, scissors with a family member or caregiver. Record with tallies how many times you each win. Stop when the first player gets to 20.	<input type="checkbox"/> A landscape picture shows an outdoor nature scene. Draw a landscape that includes a landform .



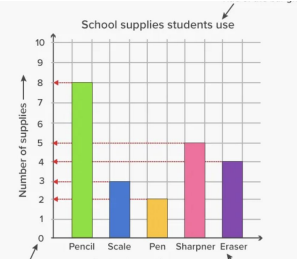











	<p><input type="checkbox"/> Read an informational text. What do you still wonder after reading? What questions do you have? Write a letter to the author asking him at least 3 questions that you would like to have answered.</p>	<p><input type="checkbox"/> Write down the names of everybody that lives in your house. Create a line plot to show the number of letters in the names of everybody that lives in your house. Example: In my house I have Mike, Susan, Thomas, and Jack Mike = 4 letters, Susan = 5 letters, Thomas = 6 letters, Jack = 4 letters, My line plot would look like this</p> <p style="text-align: center;"> X X X X </p>  <p style="text-align: center;">Letters in Names</p>	<p><input type="checkbox"/> How can the country be improved? Write a letter to the president to share your ideas.</p>
	<p><input type="checkbox"/> Digital Choice: Go to this link and read the two texts from Week 2 Day 8. Then view the "What's in the Night Sky?" video. Divide a piece of paper in half. Look out at night and draw what you see in the sky on one side. Draw what you see in the sky during the day on the other side. Write an explanation under the drawings on both sides. Is there anything that you see in the sky in both the night and day? Include information that you learned from the texts and video.</p> <p style="text-align: center;">OR</p> <p><input type="checkbox"/> Go to Lexia and work for 15-20 minutes. Limit time on Lexia to no more than 1 hr. per week.</p>	<p><input type="checkbox"/> Digital Choice: Go to Freckle and work for 15-20 minutes in the math section.</p> <p style="text-align: center;">OR</p> <p><input type="checkbox"/> Go to Khan Academy Kids and set up a free account. Work for 15-20 minutes. <i>(compatible for all devices)</i></p>	<p><input type="checkbox"/> Digital Choice: Do you know about the people who make decisions about our community and our state? Watch the video clip State and Local Governments on BrainPop Jr. Then answer these questions using complete sentences.</p>
<p>Special Education Extension <i>*Optional</i></p>	<p><input type="checkbox"/> Think about your favorite story. Create a bookmark that illustrates the following: Title and Author, Main Character(s), Your favorite part of the book. If you need help, ask an adult.</p>	<p><input type="checkbox"/> Create ways to show the number 12. How many ways can you make 12? What equals 12? If you need help, ask an adult.</p>	
<p>ESOL Extension</p>	<p><input type="checkbox"/> Use some basic materials you have at home to create a model of different landforms. (See example)</p>		

*Optional

Second Grade Choice Board Day 19 Name: _____ Date: _____ Parent Signature: _____

Directions: Review all activities. Place a check by the activities you complete. Share your choices and work with your parent/s. Modify writing activities as needed. Return your choice board and complete activities with your parent's signature to your teacher when you return to school.

Must Do: Read for 30 minutes a selection of your choice and complete the reading log on the last page.


	Reading / Writing (Choose 1 activity)	Math (Choose 1 activity)	Science / Social Studies (Choose 1 activity)
	<input type="checkbox"/>  Retell a story that you have read to an adult. Make sure to include where the action began and where it ended. How did the main character feel at the beginning of the story, the middle of the story, and the end of the story? Write a summary of the character's feelings. In the beginning of the story, the character felt ____ because _____. In the middle of the story, the character felt ____ because _____. At the end of the story, the character felt ____ because _____.	<input type="checkbox"/>  Create a bar graph and label it with the following data: School Supplies - 4 scissors, 5 pencils, 3 crayons, and 2 glue sticks. Example of a bar graph: 	<input type="checkbox"/>  What are some ways that humans help the Earth? Write about them.
	<input type="checkbox"/>  The recreation department in your town is planning summer day camps. They are taking recommendations for activities that 2nd grade students would enjoy. Write a letter to the mayor describing your thoughts.	<input type="checkbox"/>  Design your own analog clock watch. Draw the clock face, add the numbers and hands, and the watch band. What time did you draw on your new watch? 	<input type="checkbox"/>   Animals can be classified as birds, fish, amphibians, reptiles, or mammals. Draw a bird. What features does an animal have if we classify it as a bird? List those features.
	<input type="checkbox"/> Read an informational text. What was the central idea of the text? What important facts did you learn? Create a poster for 1st graders informing them of the central idea. Draw pictures representing 3 important facts and add a caption to each picture. I read _____. It was mainly about _____. 	<input type="checkbox"/> Bounce a ball as many times as you can and count how many bounces you do.  Write the number of bounces on a piece of paper. Again, bounce a ball as many times as you can and count how many bounces you do.  Write the number of bounces on the same piece of paper as your first number. Add the two numbers together to get the sum.  Create a number story about basketball that goes with your numbers.	<input type="checkbox"/>  Good citizens are responsible members of their families and communities. Write several sentences telling how you are responsible.

Caption Caption Caption

Go on a hunt in your home to look for items with **long vowel sounds**. Find at least 5 items that have a long vowel sound for each vowel. Write the words in a chart. Underline the long vowel sound spellings.






a	e	i	o	u

 Use the numbers below to make 2-digit or 3-digit numbers and then group the numbers into odd and even numbers and make a list for both. Underline the "ones" place in each number.


1	2	3	4	5
6	7	8	9	0


Example:
Odd = 11, 13, 15, 17, 19
Even = 10, 12, 14, 16, 18

 What can you do to make your community better? Draw your answer.


  Go to this [link](#) and read the two texts from **Week 2 Day 6**. Then view the "A Pond Is a Habitat" video. Create 3 note cards for 1st graders with your favorite animals that live near a pond. Draw the animals and write a description. Include information that you learned from the texts and video.


OR

 Go to Lexia and work for 15-20 minutes. Limit time on Lexia to no more than 1 hr. per week.

 Digital Choice: Go to **Freckle** and work for 15-20 minutes in the math section.


OR


 Go to **Khan Academy Kids** and set up a free account. Work for 15-20 minutes. *(compatible for all devices)*

 Digital Choice: Watch Roper Mountain's [Changing States of Matter with Heat](#). Answer the following questions on a piece of paper. Share your answers with a friend or family member.

1. When we add heat to ice, it changes from a solid to a what?
2. What kind of matter keeps its own shape?
3. Adding or removing heat causes changes to matter. Can you think of a change you can make to matter? Describe it.

Special Education Extension
**Optional*

 Draw a picture of your room. Write at least 3 sentences describing it. In my room, I have _____. If you need help, ask an adult.

 Draw a kite. Cut it in half. How many halves make a whole? Create another kite. Go outside and fly your kite with a family member. If you need help, ask an adult.

ESOL
Extension
*Optional












Make a list of 5 community helpers. Then complete the sentence frame below for each community helper: The _____ is a community helper. He/she helps the community by_____.

Second Grade Choice Board Day 20 **Name:** _____ **Date:** _____ **Parent Signature:** _____

Directions: Review all activities. Place a check by the activities you complete. Share your choices and work with your parent/s. Modify writing activities as needed. Return your choice board and complete activities with your parent's signature to your teacher when you return to school.

Must Do: Read for 30 minutes a selection of your choice and complete the reading log on the last page.

	Reading / Writing (Choose 1 activity)	Math (Choose 1 activity)	Science / Social Studies (Choose 1 activity)										
	<input type="checkbox"/> You can invite a friend to spend the day with you. Create an agenda for the day, and write a letter to your friend inviting him or her over. Include the activities you have planned.	<input type="checkbox"/> Draw 3 different ways to make \$1.32 Draw the coins and write the value.	<input type="checkbox"/> Record today's weather. Be sure to include the temperature, precipitation, wind direction, and wind speed. Where did you get your information? Draw the weather and write your weather report.										
	<input type="checkbox"/> The author asks you to change the ending to her story. Write a different conclusion to the story you just read.	<input type="checkbox"/> Count by 10s to 642 beginning at 332. <input type="checkbox"/> Count by 100s to 1000 beginning at 300. Write down whether this was easy or hard and why?	<input type="checkbox"/> Based on what you know about the season we are currently in and the recent weather, predict how the weather will be in the next two weeks. Tell your prediction to a friend or family member.										
	<input type="checkbox"/> Read a book. Write a list of the adjectives (words that describe a noun) that the author used to add details. Now write a paragraph describing your favorite place using at least 5 adjectives.	<input type="checkbox"/> Write a word problem using the numbers 43 and 20 . Solve your problem using a number sentence, pictures, and words. Create another word problem and choose your own numbers. Solve the problem using a number sentence, pictures, and words.	<input type="checkbox"/> Draw a map of your room. Be sure to include labels and a map key!										
	<input type="checkbox"/> Your class has to come up with a mascot. The teacher asked students to write a letter to convince her to choose their suggestion. When you write your letter, make sure that you	<input type="checkbox"/> Name collection boxes: Choose 3 numbers between 100 and 999. Show as many ways as you can to represent these numbers. <table border="1" style="display: inline-table; vertical-align: middle; margin-left: 10px;"> <tr><td>5</td><td>2 + 3</td></tr> <tr><td>.....</td><td>6 - 1</td></tr> <tr><td></td><td>five</td></tr> <tr><td>5 + 0</td><td>XXXXX</td></tr> <tr><td>2 + 2 + 1</td><td>4 + 1</td></tr> </table>	5	2 + 3	6 - 1		five	5 + 0	XXXXX	2 + 2 + 1	4 + 1	<input type="checkbox"/> Talk with an older family member about the goods and services they used when they were your age. How are they different from those you use? How are they the same?
5	2 + 3												
.....	6 - 1												
	five												
5 + 0	XXXXX												
2 + 2 + 1	4 + 1												

	include reasons telling why your idea would be a good choice.		
	<p><input type="checkbox"/>    Digital Choice: Go to this link and read the two texts from Week 2 Day 9. Then view the “Choose to Be Kind” video. Create a brochure to teach 1st graders how to be kind to others at school. Include information that you learned from the texts and video.</p> <p style="text-align: center;">OR</p> <p><input type="checkbox"/>  Go to Lexia and work for 15-20 minutes. Limit time on Lexia to no more than 1 hr. per week.</p>	<p><input type="checkbox"/>  Digital Choice: Go to Freckle and work for 15-20 minutes in the math section.</p> <p style="text-align: center;">OR</p> <p><input type="checkbox"/>  Go to Khan Academy Kids and set up a free account. Work for 15-20 minutes. <i>(compatible for all devices)</i></p>	<p><input type="checkbox"/>  Digital Choice: As citizens of our community, our state, and our country, we have certain rights and responsibilities. Watch the video clip Rights and Responsibilities on BrainPop Jr. to learn more! Then answer these questions using complete sentences.</p>
Special Education Extension <i>*Optional</i>	<p><input type="checkbox"/>  Read a story. Draw a picture about the topic and write 3 sentences to tell what happens in the beginning, middle, and end. Use these sentence starters if needed:</p> <p>In the beginning, _____. In the middle _____ . In the end _____.</p> <p>If you need help, ask an adult.</p>	<p><input type="checkbox"/>  In my piggy bank, I have three pennies, and one nickel, and one dime. How much money do I have in all? Draw a picture to show your thinking. If you need help, ask an adult.</p>	
ESOL Extension <i>*Optional</i>	Talk to someone in your home and explain how you can help your community to be a better place. (examples: plant flowers, pickup trash)		

Name: _____

Date: _____

Reading Log

Read for 30 minutes a selection of your choice and write a 3-5 sentence summary below.

Day 1	Title: _____ _____ Author: _____	Summary:
Day 2	Title: _____ _____ Author: _____	Summary:
Day 3	Title: _____ _____ Author: _____	Summary:
Day 4	Title: _____ _____ Author: _____	Summary:
Day 5	Title: _____ _____ Author: _____	Summary:

	<hr/> <p>Author: _____</p>	
--	----------------------------	--