



Note: Fill in the month and dates, and post this calendar on your refrigerator. Then, encourage your child to do an activity a day.









Home & School Connection® Daily Calendar

MONTH						
SUNDAY	MONDAY	TUESDAY	WEDNESDAY	THURSDAY	FRIDAY	SATURDAY
		Write a "calendar story." Each day of the month, the date tells you how many words to add to your tale. Write one word on the 1st, add two words on the 2nd, add three words on the 3rd, and so on.	Be a kindness crusader! Start a mission to do "random acts of kindness." <i>Examples:</i> Compliment someone. Pick up litter at the park.	Ask relatives about their jobs. What are their duties? How did they train? What do they like best about their work?	Read a book with a parent. Afterward, ask each other questions about it. <i>Example:</i> "Which character would you like to meet? What would you say to him or her?"	Make up personalized word problems for each other. A problem for a parent who gardens might be: "You have 4 rows of tomato plants. Each row has 3 plants. How many plants are there in all?"
	Research your favorite animal in library books or online. Tell a parent what you learn about the animal's habits.	Do an activity that takes perseverance. You might build a house of cards, learn to crochet, or teach your dog a new trick.	Pick a word you write frequently, such as <i>great</i> . With a parent, take turns coming up with synonyms (words with similar meanings). <i>Examples: terrific, cool, stupendous.</i>	Show empathy for someone today. If it's hot outside, offer water to the mail carrier. If a sibling is nervous about a test, write an encouraging note.	Find creative uses for items you find around the house. Kitchen tongs might help you reach a toy that fell behind the couch. Or glue expired coupons on index cards and invent a card game.	Draw a map of a familiar place like the park or the grocery store. Label the areas, and include a key. <i>Example:</i> ♥ = produce section \$ = checkout lanes
Use a ruler and pencil to draw straight, crisscrossing lines on paper. Color each type of shape you create with a different color crayon. <i>Examples:</i> blue triangles, yellow trapezoids.	Play a memory game. Each player says three words (<i>pizza, cat, dollar</i>) for the other person to repeat in reverse order (<i>dollar, cat, pizza</i>). Try again with four words.	Read lists of ingredients on foods in the pantry and refrigerator. How many contain sugar? (<i>Hint:</i> Sugar has many names, and some end with <i>-ose</i> , such as <i>glucose, fructose, and sucrose</i> .)	Put spice jars in ABC order. Smell unfamiliar spices like cumin or thyme. What foods might taste good with them?	Have a conversation with someone, and role-play listening respectfully. Then, take turns interrupting each other while you chat. Which is more pleasant?		Each day, draw a symbol (sun, raindrop) for the weather on a sticky note. After a month, arrange the notes to make a graph. Which type of weather was most common?
Interview a family member and write a short biography. Include the person's birthday, hobbies, and goals.	Deal 10 playing cards to each family member. Make the longest pattern to win. Use colors (red, black, black, red, black, black) or numbers (odd, even, odd, odd, even, odd, odd, odd, even).	Be a helpful neighbor. You might offer to take trash cans to the curb or water flowers for a mother with a new baby.	Play a game that involves money, such as Monopoly or Life, with family or friends. Be the banker—you'll practice handling money and making change.	Hold a backward spelling bee! Take turns giving each other words from your spelling list or a dictionary. Write the word, then spell it aloud backward. If you misspell it, you're out. The last player to spell a word correctly wins.	Engineer something from a favorite book. You might weave yarn around a hula-hoop to make a spider web from <i>Charlotte's Web</i> (E. B. White).	
Brainstorm examples of tattling (trying to get someone in trouble) vs. telling (getting help). For instance, "She touched my toys" is tattling, while "My friend is being bullied" is telling.	Read poems aloud. Focus on rhythm by drumming along on a pot with a wooden spoon. Which syllables are emphasized?	Plan a special "friendship night." You and a friend can take turns choosing activities like dancing to music or shooting hoops.	Close your eyes, spin a globe, and point to a location. Then, learn about the place by reading library books or researching it online (try kids.nationalgeographic.com).			

Note: Fill in the month and dates, and post this calendar on your refrigerator. Then, encourage your child to do an activity a day.

Home & School Connection®

Daily Calendar

MONTH						
SUNDAY	MONDAY	TUESDAY	WEDNESDAY	THURSDAY	FRIDAY	SATURDAY
			Rewrite a fairy tale by changing the characters and setting. For instance, change "The Three Little Pigs" to "The Three Little Jaguars." The story could take place in a rain forest.	Look on the bright side by thinking of silly ways a minor annoyance could be worse. ("I forgot to match my socks, but at least I didn't forget my pants!")	Observe the effects of water pollution. Fill a clear jar half-way with water. Each day, add a new "pollutant" (soil, vegetable oil, toothpaste). 	Write a thank-you note to someone who helps you. You might thank a friend for recommending a book or a parent for making you a special snack.
Do a jigsaw puzzle—but first, read the dimensions on the box. Then, measure tabletops to find one that's big enough. 	Team up with family members to do a home project. You might organize the pantry or garage, rearrange furniture, or wash the car.	Hold a family book awards ceremony. Think of categories like "Kindest main character" and "Most scenic setting." Nominate books and vote on winners.	List ways to make your daily routine run more smoothly. If mornings are rushed, you might include "Set alarm 10 minutes earlier."			Assign an activity to each letter of the alphabet (A = 10 sit-ups, B = 5 arm circles). Your family can get a workout by "spelling" each other's names.
Write a message for a family member, such as "Let's play catch after dinner." Cut the words apart, scramble them, and have the person put them in the right order.	How can you communicate with people who speak other languages? With a parent, take turns silently acting out simple sentences like "It's hot out today!"	Find ways to flip negative statements so they're positive. If you catch yourself saying, "The weather is yucky," you could say, "Let's snuggle up and listen to the rain." 	Go outdoors with a parent, and gather natural objects (leaves, twigs) from the ground. Now sort them by color, size, texture, or shape.	Explore cause and effect with dominoes. Stand them on end in rows, zigzags, spirals, or other designs. Then, topple the first domino to knock them down. Each domino transfers its energy to the next one in line!	Your backpack should weigh no more than $\frac{1}{5}$ of your weight. Estimate how many books it could hold without becoming too heavy. Then, weigh yourself with and without your backpack to check your estimate. 	Write one sentence that tells ("Jack was hungry") and one that shows ("Jack raided the fridge"). Which one is more interesting?
Series books are great for getting hooked on reading. Read the first book in a series that looks interesting to you. What do you think will happen in the second one? 	When you talk to people today, pay attention to the color of their eyes. This strategy helps you remember to make eye contact during conversations.	Try your hand at "coding." Draw a maze and write instructions—using symbols—for navigating it. <i>Example:</i> ▲ = turn left ■ = go straight	Make a "vision board" by writing your goals on poster board. Decorate your board with inspirational quotes, photos, and drawings. Then, hang it up for inspiration.	Write a letter to the city or county council on an issue that's important to you. Maybe your persuasive writing skills will convince them to purchase new playground equipment, for instance.	Survey family members about their favorite things (food, color, song). Include relatives who don't live with you by calling them. Then, share the results over dinner.	Play a backyard game, and look for chances to show good sportsmanship. <i>Examples:</i> Congratulate winners. Compliment a losing opponent on a good catch.
With a parent, take turns making up new titles for books and guessing the real titles. You might think of <i>Sam Tries New Breakfast Foods</i> (<i>Green Eggs and Ham</i> by Dr. Seuss).	Brainstorm a list of adults who could help if you're bullied or witness bullying. Choose people in different locations. <i>Examples:</i> bus driver, teacher, camp counselor, babysitter, cafeteria monitor.	Practice explaining your math thinking. Tell a parent, sibling, or pet about a math problem you solved today and explain how you got the answer.	Discover family history by becoming a pen pal with an older relative. You might tell the person what you're learning in school and ask to hear family stories.			

Home & School CONNECTION®

Resources for Educators, a division of CCH Incorporated ■ 128 N. Royal Avenue, Front Royal, VA 22630 ■ 800-394-5052 ■ www.rfeonline.com

© 2020 Resources for Educators, a division of CCH Incorporated

HS20x604E

Bring Learning Home!

Baking cookies and washing dishes may not sound educational. But did you know they're just two of many daily activities that can get your kids excited about learning and teach basic skills?

It's true! Just a little involvement on your part can turn the most routine parts of your day into nuggets of discovery to help your children succeed in reading, writing, math, science, and social studies.




Reading

■ Try this game when you're in the grocery store. Have your youngsters find five words or numbers that they can read on products or signs and jot them down. *Examples: frozen peas, sale, oranges, 25, Friday.* Then, challenge them to make up a sentence with all the words: "On Friday, Mom bought 25 oranges and frozen peas on sale."

■ Some families have regular family reading nights. Why not take it a step further and have a family *performance* night?

Encourage your children to read a short poem or story and act it out for the family. They may even want to dress up like one of the characters and add a simple prop or two. For extra fun, serve popcorn and drinks.

■ The next time you cook with your kids, put them in charge of reading the recipe aloud. See if they can follow each step (with your supervision). For instance, an older child could measure flour and butter into a mixing bowl, while a younger one could add a pinch of salt and stir. Besides getting practice reading and following directions, your youngsters will get a kick out of being the "boss" of the recipe—and eating the results!



personal message ("I liked the strawberries you put in my lunch box"). *Note:* Try writing back—your kids will probably start leaving you even more notes.


■ Play "restaurant" the next time you plan a meal. Have one child pretend to be the restaurant owner and write out a menu with choices of protein, vegetables, desserts, and drinks. Another child can be the waiter and write down what everyone orders. This is fun role-playing, and it's great writing practice too!

■ Keep pencils and a notepad in the car. To exercise your youngsters' writing skills and imaginations, make up a story together. Start with a sentence such as "Once upon a time . . ." and let each child take a turn adding the next sentence and writing it down ("I won a trip to Africa"). This is great for times when your kids keep asking, "Are we there yet?"

Math

■ When children begin wondering how many days are left before their birthdays, take out a colorful calendar, and have them count the days. For older kids, you can sneak in multiplication practice by asking them to count the number of weeks left and multiply by seven to figure out the total number of days.

■ This quick dice game is a fun way for your youngsters to practice basic addition—and it can be played almost anywhere. Have your kids take turns rolling a pair of dice. A player gets 1 point for each throw. If the numbers on any throw add up to 3 or 10, the player



Writing

■ Encourage your children to write simple notes for you to read. They can write about what they did during the day ("We went on a field trip to the post office") or leave a

continued



across the table by gently blowing through the straw. Encourage them to try blowing through the straw from different angles (from the top or one side or the other) to see which way makes the packet move the fastest. *Tip:* Remind your youngsters to stay in their seats and keep their voices low.

■ Who knew washing dishes could be fun? Next time, enjoy this creative water experiment with your children. Have them fill a bowl with water and sprinkle ground pepper on the top. The pepper floats because of a property of water known as *surface tension*. Then, have them add a drop or two of dish soap in the center. What happens? The pepper will sink because the soap breaks the surface tension. *Idea:* Let your youngsters experiment with other liquids, such as food coloring or cooking oil.

gets an extra point. If the numbers total 2 or 9, he gets no points for that throw. The one with the highest total after three rounds wins.

■ To help your kids get a feel for distances, ask them to estimate how many steps they need to take to get somewhere. *Examples:* from the kitchen to their bedrooms, from the front door to the car, from the front yard to the stop sign on the corner. They may be way off with their first estimates, but they'll get closer with practice.

Science

■ Take a few minutes and go on a nature scavenger hunt together. Have each person look for as many of the following items as they can find in 10 minutes: 3 different flowers, 2 leaves of different shapes, something yellow, 2 kinds of seeds, 1 feather, 2 types of rocks, something shiny. Whoever finds the most items before the time is up wins.




■ You're waiting for food in a restaurant, and your kids are getting antsy. The solution? Try this aerodynamics activity. Give each child a straw and a salt or sugar packet, and challenge them to move the packet

Social Studies

■ Hang a U.S. or world map on a wall at home. Whenever you or your children read or hear about a foreign country or a different part of the United States, see who can find it on the map first. You might even mark the locations with small sticky labels. Your kids will learn a lot about geography without even realizing it!

■ Looking for a way to bring history alive for your youngsters? Start with your own family. The next time you get together with older relatives, encourage your children to ask questions about their lives. *Examples:* Where did you grow up? What games did you play when you were little? What foods did you like to eat? How did you keep your house warm? How did you travel? Your kids will get a kick out of comparing their own lives to the way their relatives lived.

■ Challenge your children to think about how landscape and weather affect what children do for fun in other parts of the country. *Example:* A child who lives in Minnesota (where there are cold winters and lots of lakes) might enjoy ice skating or fishing. A youngster in southern Florida (with plenty of sunshine and beaches) probably enjoys swimming and looking for seashells.



Home & School CONNECTION®